



# /// E 219

**Catalogo compressori d'aria a piston**

*Catalogue piston air compressors*

Tecnologia italiana dal 1977 per una scelta che dura nel tempo  
Italian technology since 1977 for a choice that lasts overtime

**fiac**  
AIR COMPRESSORS

## **FIAC Italy Headquarter**

FIAC Air Compressors s.r.l.  
Bologna

## **FIAC China**

Factory for industrial air compressors (Jiangmen) co., Ltd.  
Guangdong



# **FIAC in the world**



Compressori senza serbatoio di accumulo aria e compressori con serbatoio da 6 -25 e 50 litri per un utilizzo più intensivo. Non necessitano di manutenzione. Grazie alla loro forma costruttiva ridotta, sicura e al peso contenuto, possono essere utilizzati e trasportati senza problemi.

*Compressors without air collection tanks and also compressors with tanks from 6 - 25 and 50 litres for a more intensive use, but all without maintenance requirements. Thanks to the compact and safe construction design and to the reduced weight, these compressors may be easily used and transported anywhere by anybody.*



P. 5

**COMPRESSORI D'ARIA  
COASSIALI**  
DIRECT DRIVEN AIR  
COMPRESSORS

---

La serie di compressori a pistone FIAC da 2 a 20 HP con trasmissione a cinghia è equipaggiata con i potenti ed affidabili gruppi compressori AB, bicilindro, monostadio e bistadio lubrificati ad olio.

*The series of FIAC piston compressors with belt transmission from 2 to 20 HP are equipped with the powerful and reliable two-cylinder, single stage and two stage AB compressor units, already lubricated with oil.*



P. 26

**COMPRESSORI D'ARIA CON  
TRASMISSIONE A CINGHIA**  
BELT DRIVEN AIR COMPRESSORS

---

I compressori d'aria insonorizzati a pistoni della serie SILENT sono il prodotto della più recente ricerca tecnologica e di design. Il rivestimento in pannelli fonoassorbenti di metallo verniciati a polvere epossidica, garantisce ottimi livelli di silenziosità e la quasi totale assenza di vibrazioni.

*The Compact, Whisper and SA series of silent piston air compressors are the outcome of the most recent technological research and design. The sound reducing metal panels, painted with epoxy powder, guarantee ideal noise levels and the almost total elimination of vibration.*



P. 42

**COMPRESSORI D'ARIA  
INSONORIZZATI A PISTONE**  
SILENT PISTON AIR  
COMPRESSORS

---

Compressori d'aria con motori a scoppio, per tutti gli utilizzi dove non è possibile avere l'alimentazione elettrica. Progettati con larga carreggiata per facilitarne il trasporto, montano ruote pneumatiche tassellate di grandi dimensioni che agevolano lo spostamento su terreni impervi.

*Air compressors with petrol engines for use where there is no available electric power supply. Designed with wide-track gauge to facilitate their transport, they have large all-terrain tyres to make it easier to move them on impracticable ground.*



P. 54

**MOTOCOMPRESSORI**  
PETROL ENGINE AIR  
COMPRESSOR

---

Essiccatori per aria compressa e filtri per ridurre drasticamente il grado di umidità, polveri e vapori d'olio presenti nell'aria compressa.

*Dryers and air filters for the degree of relative humidity, dust and oil vapours within the compressed air must be drastically reduced.*



P. 72

**TRATTAMENTO DELL'ARIA**  
AIR TREATMENT

---

I gruppi pompanti Fiac sono stati progettati e collaudati nel rispetto delle più severe norme internazionali. Una particolare ricerca è stata dedicata al contenimento del livello sonoro e allo smaltimento del calore generato durante il funzionamento.

*The Fiac compressor pumps have been designed and tested in compliance with the strictest international standards. Special research has been dedicated to the containment of the noise level and elimination of heat generated during operation.*



P. 86

**GRUPPI COMPRESSORI D'ARIA**  
AIR COMPRESSOR PUMPS

---

Ampia gamma di accessori per aria compressa.  
*Wide range of compressed air accessories.*













P. 98

**ACCESSORI PNEUMATICI**  
AIR TOOLS

# Legenda















## Symbols

	<b>I</b> Capacità serbatoio <b>GB</b> Tank capacity <b>F</b> Capacité réservoir	<b>D</b> Behälterkapazität <b>E</b> Capacidad calderin <b>P</b> Capacidade reservatorio	<b>NL</b> Tankinhoud <b>S</b> Tank kapacitet <b>DK</b> Tankens kapacitet	<b>SF</b> Säiliön tilavuus <b>RUS</b> Ёмкость ресивера <b>CN</b> 儲氣罐容量
	<b>I</b> Pressione sonora (rilevata a 4 metri) <b>GB</b> Sound pressure (measured at 4 mt.) <b>F</b> Pression sonore (mesuré à 4 mètre)	<b>D</b> Schalldruck (Schallpegel in 4 m Abstand) <b>E</b> Presión sonora (detectada a 4 m de distancia) <b>P</b> Pressão sonora (detectada a 4 metro)	<b>NL</b> Geluidsdruk (gemeten op 4 meter afstand) <b>S</b> Ljudtryck (uppmätt på 4 m avstånd) <b>DK</b> Lyd tryk (målt i afstand på 4 m)	<b>SF</b> Äänenpaine (4 metrin etäisyydeltä mitattuna) <b>RUS</b> Звуковое давление (На высоте 4 метра) <b>CN</b> 聲壓 (4米距離)
	<b>I</b> Senza olio <b>GB</b> Oil free <b>F</b> Sans huile	<b>D</b> Ölfreie <b>E</b> Sin aceite <b>P</b> Isento de óleo	<b>NL</b> Zonder olie <b>S</b> Oljefri <b>DK</b> Uden olie	<b>SF</b> Ilman öljyä <b>RUS</b> Бeз м а с л я н ы й <b>CN</b> 无油
	<b>I</b> Potenza resa <b>GB</b> Output power <b>F</b> Puissance en sortie	<b>D</b> Abgegebene Leistung <b>E</b> Potencia producida <b>P</b> Potência fornecida	<b>NL</b> Nuttig vermogen <b>S</b> Uteffekt <b>DK</b> Nettoeffekt	<b>SF</b> Antoteho <b>RUS</b> Отдаваемая мощность <b>CN</b> 輸出功率
	<b>I</b> Gruppo <b>GB</b> Pump <b>F</b> Groupe	<b>D</b> Aggregat <b>E</b> Bomba <b>P</b> Cabeçote	<b>NL</b> Pomp <b>S</b> Pump <b>DK</b> Enhed	<b>SF</b> Yksikkö <b>RUS</b> Насосный агрегат <b>CN</b> 機頭
	<b>I</b> Cilindri/stadi <b>GB</b> Cylinders/stages <b>F</b> Cylindres/étages	<b>D</b> Zylinder / Stufen <b>E</b> Cilindros/etapas <b>P</b> Cilindros/estágios	<b>NL</b> Cilinders/stadia <b>S</b> Cylindrar/nivåer <b>DK</b> Cylindre/faser	<b>SF</b> Sylinterit/vaihe <b>RUS</b> Цилиндры/ступени <b>CN</b> 中缸
	<b>I</b> Aria aspirata (1 m <sup>3</sup> = 1.000 litri) <b>GB</b> Air displacement (1 cu. m. = 1.000 liters) <b>F</b> Air aspiré (1 m <sup>3</sup> = 1.000 litres)	<b>D</b> Ansaugleistung (1 m <sup>3</sup> = 1.000 Litern) <b>E</b> Aire aspirado (1 m <sup>3</sup> = 1.000 litros) <b>P</b> Ar aspirado (1 m <sup>3</sup> = 1.000 litros)	<b>NL</b> Inlaatlucht (1 m <sup>3</sup> = 1,000 liter) <b>S</b> Cylindervolyum (1 kb =1,000 liter) <b>DK</b> Indsugt luft (1 m <sup>3</sup> ~ 1,000 l)	<b>SF</b> Imetty ilma (1 m <sup>3</sup> ~ 1,000 litraa) <b>RUS</b> Всасываемый воздух (1 куб.м - 1.000 литров) <b>CN</b> 排氣量 (1m <sup>3</sup> =1000升)
	<b>I</b> Aria resa <b>GB</b> F.A.D. <b>F</b> Débit	<b>D</b> Liefermenge <b>E</b> Caudal de aire <b>P</b> Ar entregado	<b>NL</b> Netto lucht opbrengst <b>S</b> Frittluftflöde <b>DK</b> Effektiv luft	<b>SF</b> Vapaa tuotto <b>RUS</b> Выброс воздуха <b>CN</b> 排 氣 量
	<b>I</b> Pressione massima di lavoro <b>GB</b> Max. working pressure <b>F</b> Pression maximum de fonctionnement	<b>D</b> Maximaler Arbeitsdruck <b>E</b> Presión máxima de trabajo <b>P</b> Pressão máxima de trabalho	<b>NL</b> Maximale bedrijfsdruk <b>S</b> Max. arbetstryck <b>DK</b> Maks. arbejdstryk	<b>SF</b> Maksimityöpain <b>RUS</b> Полное рабочее давление <b>CN</b> 最大工作壓力
	<b>I</b> Potenza resa <b>GB</b> Output power <b>F</b> Puissance en sortie	<b>D</b> Abgegebene Leistung <b>E</b> Potencia producida <b>P</b> Potência fornecida	<b>NL</b> Nuttig vermogen <b>S</b> Uteffekt <b>DK</b> Nettoeffekt	<b>SF</b> Antoteho <b>RUS</b> Отдаваемая мощность <b>CN</b> 輸出功率
	<b>I</b> Giri al minuto <b>GB</b> Rounds per minute <b>F</b> Tours par minute (min-1)	<b>D</b> Umdrehungen pro Minute <b>E</b> Revoluciones por minuto <b>P</b> R.P.M.	<b>NL</b> Toerental per minuut <b>S</b> Varv per minut <b>DK</b> Omdr./min.	<b>SF</b> Kierrosta minuutissa <b>RUS</b> Оборотов в минуту <b>CN</b> 每分鐘轉速
	<b>I</b> Punto di rugiada <b>GB</b> Dew-Point <b>F</b> Point de rosée	<b>D</b> Taupunkt <b>E</b> Punto de rocío <b>P</b> Ponto de orvalho	<b>NL</b> Dauwpunt <b>S</b> Daggpunkt <b>DK</b> Dug punkt	<b>SF</b> Kastepiste <b>RUS</b> Точка росы <b>CN</b> 霧化点
	<b>I</b> Portata aria (1 m <sup>3</sup> =1000 NI Normal litri) <b>GB</b> Air flow (1 cu. m.=1000 NI Normal liters) <b>F</b> Débit d'air (1 m <sup>3</sup> = 1000 NI litres normaux)	<b>D</b> Liefermenge (1 cbm = 1000 l) <b>E</b> Caudal de aire (1 cu.m.= 1.000 NI litros normales) <b>P</b> Fluxo de ar (1 m <sup>3</sup> = 1.000 litros Normal liters)	<b>NL</b> Luchtdebiet <b>S</b> Luftflöde (1 kb = 1,000 liter (Normal liters) <b>DK</b> Luft strøm (1 kubik meter = 1000 NI Normal liter)	<b>SF</b> Ilmanvirtaus (kuutiometri = 1000 NI) <b>RUS</b> Воздушный лоток <b>CN</b> 排氣
	<b>I</b> Differenziale di pressione <b>GB</b> Differential pressure <b>F</b> Différentiel de pression	<b>D</b> Druckdifferential <b>E</b> Presión diferencial <b>P</b> Pressão diferencial	<b>NL</b> Drukverschil <b>S</b> Differentialtryck <b>DK</b> Differenstryk	<b>SF</b> Paine-ero <b>RUS</b> Разность давлений <b>CN</b> 压力差

	<b>I</b> Attacco <b>GB</b> Fitting diam. <b>F</b> Joint	<b>D</b> Verbindung <b>E</b> Diámetro de conexión <b>P</b> Acople	<b>NL</b> Aansluit diameter <b>S</b> Passnings diameter <b>DK</b> Forskruning diameter	<b>SF</b> Sovite halkaisija <b>RUS</b> Соединение (Диаметр) <b>CN</b> 配合尺寸
Code	<b>I</b> Codice del prodotto <b>GB</b> Product code <b>F</b> Code du produit	<b>D</b> Artikel Nr. <b>E</b> Código de Producto <b>P</b> Código produto	<b>NL</b> Produktcode <b>S</b> Produktkod <b>DK</b> Vare nummer	<b>SF</b> Tuotekoodi <b>RUS</b> Код <b>CN</b> 產品編號
	<b>I</b> Codice del prodotto in blister <b>GB</b> Product code in blister <b>F</b> Code du produit dans le blister	<b>D</b> Artikel Nr. in Blister <b>E</b> Código de Producto en blister <b>P</b> Código produto em blister	<b>NL</b> Kode van het produkt in de blister <b>S</b> Produktkod på delar i blister <b>DK</b> Vare nummer på varen i blister	<b>SF</b> Tuotekoodi kuplapakkaukselle <b>RUS</b> Код (блистер) <b>CN</b> 編號
Q	<b>I</b> Quantità di pezzi nel blister <b>GB</b> Pieces in blister <b>F</b> Pieces dans le blister	<b>D</b> Stk/Blister <b>E</b> Piezas en blister <b>P</b> Peças em blister	<b>NL</b> Stuks in de blister <b>S</b> Delar i blister <b>DK</b> Stykker i blister	<b>SF</b> Kappalemäärä kuplapakkauksessa <b>RUS</b> Кол во в блистере <b>CN</b> 數量
	<b>I</b> Diametri tubo <b>GB</b> Hose diameters <b>F</b> Diamètre tube	<b>D</b> Schlauch Durchmesser <b>E</b> Diámetro de la manguera <b>P</b> Diámetro da manguera	<b>NL</b> Diameter van de slang <b>S</b> Slangstorlek <b>DK</b> Slange diameter	<b>SF</b> Letkun halkaisija <b>RUS</b> Диаметр шланга <b>CN</b> 管直徑
	<b>I</b> Lunghezza tubo <b>GB</b> Hose length <b>F</b> Longueur du tube	<b>D</b> Schlach Länge <b>E</b> Longitud de la manguera <b>P</b> Comprimento da manguera	<b>NL</b> Lengte van de slang <b>S</b> Längden på slangen <b>DK</b> Slange længde	<b>SF</b> Letkun pituus <b>RUS</b> Длина шланга <b>CN</b> 管長
	<b>I</b> Tipo di raccordo rapido <b>GB</b> Type of snap coupling <b>F</b> Type du raccord rapide	<b>D</b> Schnellkupplung Typ <b>E</b> Tipo de conexión <b>P</b> Tipos de engate rapido	<b>NL</b> Type snelkoppeling <b>S</b> Typ av klokpling <b>DK</b> Type af kobling	<b>SF</b> Pikaliittimen malli <b>RUS</b> Тип соединения <b>CN</b> 接頭種類
	<b>I</b> Fasi <b>GB</b> Phases <b>F</b> Phases	<b>D</b> Phase <b>E</b> Fases <b>P</b> Fases	<b>NL</b> Fasen <b>S</b> Faser <b>DK</b> Faser	<b>SF</b> Vaiheet <b>RUS</b> Фазы <b>CN</b> 電箱
	<b>I</b> Entrate e dimensioni <b>GB</b> Inlets and dimensions <b>F</b> Entrées et dimensions	<b>D</b> Eingänge und Abmessungen <b>E</b> Entradas y dimensiones <b>P</b> Dimensoes da entrada	<b>NL</b> Ingang en afmetingen <b>S</b> Inlopp och mått <b>DK</b> Indtag og størrelse	<b>SF</b> Sisäänmeno ja mitat <b>RUS</b> Входные отверстия и их размеры <b>CN</b> 輸入口尺寸
	<b>I</b> Uscite e dimensioni <b>GB</b> Outlets and dimensions <b>F</b> Sorties et dimensions	<b>D</b> Ausgänge und Abmessungen <b>E</b> Salidas y dimensiones <b>P</b> Dimensoes da saida	<b>NL</b> Uitgang en afmetingen <b>S</b> Utlopp och mått <b>DK</b> Udtag og størrelse	<b>SF</b> Ulostulo ja mitat <b>RUS</b> Выходные отверстия и их размеры <b>CN</b> 輸出口尺寸
	<b>I</b> Campo di regolazione corrente <b>GB</b> Current range <b>F</b> Gamme courante	<b>D</b> Stromregulierungsfeld <b>E</b> Corriente <b>P</b> Regulagem corrente eletrica	<b>NL</b> Huidig gamma <b>S</b> Strömräckvidd <b>DK</b> Strøm interval	<b>SF</b> Virta-alue <b>RUS</b> Диапазон тока <b>CN</b> 電流
	<b>I</b> Scala graduata <b>GB</b> Pressure range <b>F</b> Gamme de pression	<b>D</b> Skala <b>E</b> Presión <b>P</b> Faixa de pressao	<b>NL</b> Gamma volgens druk <b>S</b> Tryck <b>DK</b> Tryck interval	<b>SF</b> Painealue <b>RUS</b> Диапазон давления <b>CN</b> 壓力
	<b>I</b> Diametro ugello <b>GB</b> Nozzle diameter <b>F</b> Diamètre du gicleur	<b>D</b> Düse Durchmesser <b>E</b> Diámetro de la boquilla <b>P</b> Diámetro dos bicos	<b>NL</b> Diameter van de sproeier <b>S</b> Storlek på munstycke <b>DK</b> Dyse diameter	<b>SF</b> Suuttimen halkaisija <b>RUS</b> Диаметр сопла <b>CN</b> 噴嘴尺寸
	<b>I</b> Codice set completo ricambi (ago, dise, cappello) <b>GB</b> Code of complete set of spares <b>F</b> Code du jeu complet des pièces	<b>D</b> Code Nr. kpl Ersatzteilesatz <b>E</b> Código de juego completo de recambios <b>P</b> Código de kit de peças	<b>NL</b> Kode van de complete onderdelenset <b>S</b> Kod på reservdelssæt <b>DK</b> Vare nummer på komplet sæt af reservedele	<b>SF</b> Täydellinen varaosasarja koodi <b>RUS</b> Код набора запасных частей <b>CN</b> 配件編號
	<b>I</b> Capacità olio lubrificatori <b>GB</b> Lubricators oil capacity <b>F</b> Capacité d'huile du lubrificateur	<b>D</b> Schmieröl Menge <b>E</b> Capacidad del lubricador <b>P</b> Quantidade de oleo lubricantes	<b>NL</b> Olecapaciteit van de vernevelaar <b>S</b> Oljekapacitet på smörjaggregat <b>DK</b> Olie mængde	<b>SF</b> Öljytymen öljytilavuus <b>RUS</b> Ёмкость смазчиков <b>CN</b> 油量


# Legenda

## Symbols

	<p><b>I</b> Consumo indicativo di aria compressa</p> <p><b>GB</b> Approx compressed air consumption</p> <p><b>F</b> Consommation approximative d'air comprimé</p>	<p><b>D</b> Anzeigende Druckluftverbrauch</p> <p><b>E</b> Consumo aproximado de aire</p> <p><b>P</b> Consumo aproximado de ar comprimido</p>	<p><b>NL</b> Gemiddeld luchtverbruik</p> <p><b>S</b> Ungefärlig luftatgang</p> <p><b>DK</b> Ca. luftforbrug</p>	<p><b>SF</b> Ilmankulutus keskimäärin</p> <p><b>RUS</b> Примерное потребление воздуха</p> <p><b>CN</b> 需要氣壓</p>
	<p><b>I</b> Peso netto</p> <p><b>GB</b> Net weight</p> <p><b>F</b> Poids net</p>	<p><b>D</b> Netto Gewicht</p> <p><b>E</b> Peso neto</p> <p><b>P</b> Peso líquido</p>	<p><b>NL</b> Nettogewicht</p> <p><b>S</b> Nettovikt</p> <p><b>DK</b> Netto vægt</p>	<p><b>SF</b> Nettopaino</p> <p><b>RUS</b> Вес нетто</p> <p><b>CN</b> 净重</p>
	<p><b>I</b> Peso lordo</p> <p><b>GB</b> Gross weight</p> <p><b>F</b> Poids brut</p>	<p><b>D</b> Bruttogewicht</p> <p><b>E</b> Peso bruto</p> <p><b>P</b> Peso bruto</p>	<p><b>NL</b> Bruttogewicht</p> <p><b>S</b> Brutto vikt</p> <p><b>DK</b> Bruttovægt</p>	<p><b>SF</b> Bruttopaino</p> <p><b>RUS</b> Вес брутто</p> <p><b>CN</b> 毛重</p>
	<p><b>I</b> Cubatura m<sup>3</sup></p> <p><b>GB</b> Cubic meters</p> <p><b>F</b> Cubage m<sup>3</sup></p>	<p><b>D</b> Kubikmeter</p> <p><b>E</b> Metros cúbicos</p> <p><b>P</b> Cubicagem m<sup>3</sup></p>	<p><b>NL</b> Kubieke meter</p> <p><b>S</b> Kubikmeter</p> <p><b>DK</b> Kubikmeter (m<sup>3</sup>)</p>	<p><b>SF</b> Tilavuus m<sup>3</sup></p> <p><b>RUS</b> Объем в кубометрах</p> <p><b>CN</b> 體積</p>
	<p><b>I</b> Prezzo €</p> <p><b>GB</b> Price €</p> <p><b>F</b> Prix €</p>	<p><b>D</b> Preis €</p> <p><b>E</b> Precio €</p> <p><b>P</b> Preço €</p>	<p><b>NL</b> Prijs €</p> <p><b>S</b> Pris €</p> <p><b>DK</b> Pris €</p>	<p><b>SF</b> Hinta €</p> <p><b>RUS</b> цена €</p> <p><b>CN</b> 价格 €</p>
	<p><b>I</b> Con protezione termica automatica · <b>GB</b> With automatic thermal protection · <b>F</b> Avec protection thermique automatique · <b>D</b> Automatischer Thermoschalter · <b>E</b> Con protección térmica automática · <b>P</b> Com protecção térmica automática · <b>NL</b> Met automatische thermische beveiliging · <b>S</b> Med automatiskt överhettningsskydd · <b>DK</b> Med automatisk termisk beskyttelse · <b>SF</b> Automaattisella lämpösuojalla · <b>RUS</b> С автоматической тепловой защитой · <b>CN</b> 帶自動式熱保護器</p>			
	<p><b>I</b> Con protezione termica a riarmo manuale · <b>GB</b> With manual reset thermal protection · <b>F</b> Avec protection thermique à réarmorage manuel · <b>D</b> Thermoschalter mit manueller Rücksetzung · <b>E</b> Con protección térmica de restauración manual · <b>P</b> Com protecção térmica a rearme manual · <b>NL</b> Met thermische beveiliging met handmatige reset · <b>S</b> Med manuellt inställt överhettningsskydd · <b>DK</b> Med termisk beskyttelse med manuel tilbage stilling · <b>SF</b> Manuaalisesti nollattavalla lämpösuojalla · <b>RUS</b> С тепловой защитой с ручным сбросом · <b>CN</b> 帶手動式熱保護器</p>			
	<p><b>I</b> Disponibile versione a 400 Volt trifase · <b>GB</b> Available in 400 V three-phase · <b>F</b> Disponible en version V 400/50HZ/3PH · <b>D</b> Verfügbare ausführung mit 400 Volt -Drei-Phásig · <b>E</b> Disponible version a 400 Volt trifasico · <b>P</b> Disponível versao em 400 Volts trifasico · <b>NL</b> Beschikbaar vanaf 400 V / 3 ~ · <b>S</b> Tillgänglig även i 400 V trefäs · <b>DK</b> Kan også fås i tre faser 400 V · <b>SF</b> Saatavana myös 400 V kolme-vaiheisena · <b>RUS</b> Предлагается в варианте на 400 Вольт три фазы · <b>CN</b> 可供的400V三相电压工程</p>			
	<p><b>I</b> Pressostato con protezione termica a riarmo manuale · <b>GB</b> Pressure switch with manual reset built-in thermal cutout · <b>F</b> Pressostat avec protection thermique à réarmorage manuel · <b>D</b> Druckschalter mit integriertem Thermoschutz und manueller Rücksetzung · <b>E</b> Presostato con protección térmica de restauración manual · <b>P</b> Pressóstato com protecção térmica a rearme manual · <b>NL</b> Drukschakelaar met thermische beveiliging met handmatige reset · <b>S</b> Tryckströmbrytare med manuellt återställande motor skydd · <b>DK</b> Trykafbryder med termisk beskyttelse med manueltilbagestilling · <b>SF</b> Paine katkaisin manuaalisesti nollattavalla lämpösuojalla · <b>RUS</b> Реле давления с тепловой защитой с ручным сбросом · <b>CN</b> 壓力開關帶手動式熱保護器</p>			
	<p><b>I</b> Disponibile versione 14 bar su richiesta (+15%) · <b>GB</b> 14 bar version available upon request (+15%) · <b>F</b> Version à 14 bars disponible sur requête (+15%) · <b>D</b> Auf Anfrage Version mit 14 bar erhältlich (+15%) · <b>E</b> Disponible en versión de 14 bar, bajo requesta (+15%) · <b>P</b> Disponível versão com 14 bar por encomenda (+15%) · <b>NL</b> Op aanvraag is een uitvoering met 14 bar leverbaar (+15%) · <b>S</b> 14 bar version tillgänglig vid förfrågan (+15%) · <b>DK</b> Kan bestilles i version med 14 bar (+15%) · <b>SF</b> Pyydettyessä saatavilla 14 baarin versiona (+15%) · <b>RUS</b> Вариант на 14 бар поставляется по заказу (+15%) · <b>CN</b> 根據實際要求可調至14Bar (+15%)</p>			
	<p><b>I</b> Centralina temporizzata · <b>GB</b> Control panel with timer · <b>F</b> Boîtier de contrôle temporisé · <b>D</b> Steuerzentrale mit Timer · <b>E</b> Unidad temporizada · <b>P</b> Central temporizada · <b>NL</b> Regeleenheid met timer · <b>S</b> Kontrollpanel med timer · <b>DK</b> Kontrolenhed med timer · <b>SF</b> Ajustettu keskusyksikkö · <b>RUS</b> Пульт управления с таймером · <b>CN</b> 控制板帶計時器</p>			
	<p><b>I</b> Disponibile avviamento stella-triangolo · <b>GB</b> Available with automatic star-delta starter · <b>F</b> Version disponible avec départ étoile-triangle · <b>D</b> Verfügbare ausführung mit Stern-dreieck-Schalter · <b>E</b> Disponible con arranque automatico estrella-triángulo · <b>P</b> Versao disponível com arranque estrela triângulo · <b>NL</b> Verkrijgbaar met ster-driehoekaanloop · <b>S</b> Även Tillgänglig med Y/D - start · <b>DK</b> Kan også fås med automatisk stjerne trekant · <b>SF</b> Saatavana myös automaattisella star-delta- käynnistysellä · <b>RUS</b> Предлагается в варианте с пуском с переключением со звезды на треугольник · <b>CN</b> 可供的&lt;星-三角形&gt;自动 起动机</p>			
	<p><b>I</b> Serbatoio con trattamento di verniciatura interna · <b>GB</b> Air receiver with internal coating · <b>F</b> Réservoir avec traitement de cohérentation interne · <b>D</b> Kessel mit innen-Lackierung · <b>E</b> Calderin con tratamiento interno de pintura · <b>P</b> Reservatorio com pintura interna · <b>NL</b> Ketel met binnencoating · <b>S</b> Luftbehållare med inre beläggning · <b>DK</b> Indvendig behandlet tank · <b>SF</b> Säiliö pinnotettu sisäpöolelta · <b>RUS</b> Ресивер со специальным покрытием против коррозии · <b>CN</b> 儲氣罐內壁塗層</p>			
	<p><b>I</b> Con 4 ruote pivotanti · <b>GB</b> With 4 swivel wheels · <b>F</b> Avec 4 roues pivotantes · <b>D</b> Mit 4 Drehräder · <b>E</b> Con 4 ruedas giratorias · <b>P</b> Com 4 rodas pivotantes · <b>NL</b> Met 4 zwenkwielen · <b>S</b> Med 4 vridbara hjul · <b>DK</b> Med 4 dreje hjul · <b>SF</b> 4 pyörää · <b>RUS</b> На четырех колесах · <b>CN</b> 萬向轉動輪</p>			

# COMPRESSORI D'ARIA COASSIALI

*DIRECT DRIVEN AIR COMPRESSORS*



///

**Eroi del  
fai-da-te**

///

*DIY heroes*

# AIRBOX<sup>2</sup>

## Multifunctional oil free unit



### Compressori d'aria senza olio

*Oil free air compressors*



///  
**AIRBOX<sup>2</sup>**  
**STORAGE**



///  
**AIRBOX<sup>2</sup>**  
**COMPRESSOR**



///  
**AIRBOX<sup>2</sup> TRAY**

- /// Capiente  
*Capable storage*
- /// Doppio manometro  
*Double gauge*
- /// Uscita aria universale  
*Universal air outlet*
- /// Regolatore di pressione  
*Pressur regulator*
- /// Interruttore on-off  
*On-off switch*
- /// Movimento a 360°  
*360° free motion*
- /// 4 ruote pivotanti  
*4 castor wheels*

Maniglia ergonomica  
*Ergonomic handle*





# AIRBOX<sup>2</sup> AIR COMPRESSOR



Type	Code									LxPxH					
		EAN CODE	l	l/min	CFM	m <sup>3</sup> /h	bar	psi	Watt	Grup. Pump	Cil. St.	min-1	dB (A)	mm in	kg lb
AIRBOX <sup>2</sup> COMPRESSOR	1121010010	on request	6	160	5.7	9,6	8	116	1100 Peak	F3001	1/1	2450	68	396x296x322 15.6x11.6x12.6	12,7 28
AIRBOX <sup>2</sup> - 3 COMBY	1121010011	8020119145128	6	160	5.7	9,6	8	116	1100 Peak	F3001	1/1	2450	68	520x360x618 20.4x14.1x24.3	16,8 37

# EASY - BATAIR

## 6 L Oil Free



### Compressori d'aria coassiali senza olio

*Oil free direct driven air compressors*



///  
**EASY 1100**

- ///  
Regolatore di pressione  
*Pressure regulator*
- ///  
Uscita aria universale  
*Universal air outlet*
- ///  
Carenatura per una completa protezione  
*Shroud for a complete fully protection*
- ///  
Senza olio  
*Oil free*
- ///  
Piedini antivibrazione  
*Antivibrating feet*
- ///  
Ganci accessori  
*Tool hooks*
- ///  
Doppio manometro  
*Double gauge*
- ///  
Protezione totale  
*Totally protected*
- ///  
Uscita aria universale  
*Universal air outlet*
- ///  
Interruttore on/of  
*On-off switch*



///  
**BATAIR**

Tracolla  
Belt



Manico ergonomico  
Ergonomic handle



## EASY



Optional AIR KIT



Type	Code										LxPxH				
	EAN CODE	l	l/min	CFM	m <sup>3</sup> /h	bar	psi	Watt	Grup. Pump	Cil. St.	min-1	dB (A)	mm in	kg lb	
EASY 1100	1129100572	8020119133743	6	160	5.6	9,6	8	116	1100 Peak	F3001	1/1	2450	68	380x310x290 14.9x12.2x11.4	10 22

## BATAIR



Optional AIR KIT



Type	Code										LxPxH				
	EAN CODE	l	l/min	CFM	m <sup>3</sup> /h	bar	psi	Watt	Grup. Pump	Cil. St.	min-1	dB (A)	mm in	kg lb	
BATAIR	1129100988	8020119109489	6	160	5.7	9,6	8	116	1100 Peak	F 3001	1/1	2450	68	330x117x450 13x8.5x15.8	10 22
BATAIR + KIT	1129102154	8020119126523	6	160	5.7	9,6	8	116	1100 Peak	F 3001	1/1	2450	68	330x117x450 13x8.5x15.8	10 22

# F3100 - F3100/6 - F3100/24 - F3100/50 F6000/50 - F6000/50V

## Compressori d'aria coassiali senza olio

*Oil free direct driven air compressors*



///  
**F3100/6**

///  
Manico ergonomico  
*Ergonomic handle*

///  
Senza olio  
*Oil free*

///  
Solidi piedini antiurto  
*Solid shock absorber feet*

///  
Carenatura totalmente chiusa per proteggere i componenti da danni e polvere  
*Totally enclosed shroud to protect components from damages and dust*

///  
2 cilindri  
*2 Cylinder*

///  
Ruote in gomma  
*Rubber wheels*



///  
**F6000/50V**

Roll bar per la protezione dei manometri e del regolatore di pressione

*Roll bar to protect gauges and pressure switch*



## F3100 - F3100/6 - F3100/24 - F3100/50



Type	Code												LxPxH		
230/50/1 Δ	EAN CODE		<i>l</i>	<i>l/min</i>	<i>CFM</i>	<i>m³/h</i>	<i>bar</i>	<i>psi</i>	<i>Watt</i>	<i>Grup. Pump</i>	<i>Cil. St.</i>	<i>min-1</i>	<i>dB (A)</i>	<i>mm in</i>	<i>kg lb</i>
F3100 + KIT	1129102240	8020119030776	-	160	5.7	9,6	8	116	1100 Peak	F 3001	1/1	2450	68	320x220x330 12.5x8.5x13	5 11
F3100/6	1129110096	8020119118931	6	160	5.7	9,6	8	116	1100 Peak	F 3001	1/1	2450	68	360x300x480 14x11.7x18.7	11 24.2
F3100/24	1129110097	8020119123201	24	160	5.7	9,6	8	116	1100 Peak	F 3001	1/1	2450	68	610x320x590 23.7x12.5x23.2	18 37.7
F3100/50	1120036839	8020119136140	50	160	5.7	9,6	8	116	1100 Peak	F 3001	1/1	2450	68	800x420x700 31.5x16.5x27.6	22 48

## F6000/50 - F6000/50V



Type	Code												LxPxH		
230/50/1 Δ	EAN CODE		<i>l</i>	<i>l/min</i>	<i>CFM</i>	<i>m³/h</i>	<i>bar</i>	<i>psi</i>	<i>Watt</i>	<i>Grup. Pump</i>	<i>Cil. St.</i>	<i>min-1</i>	<i>dB (A)</i>	<i>mm in</i>	<i>kg lb</i>
F6000/50	1121360450	8020119118474	50	320	11.4	19,2	8	116	2200 Peak	F 6000	2/1	2450	70	800x420x700 31.5x16.5x27.6	25 55
F6000/50V	1121430352	8020119136362	50	320	11.4	19,2	8	116	2200 Peak	F 6000	2/1	2450	70	430x480x975 16.9x18.8x38.3	26 58

# ECU 201 - LEONARDO SUPERSILENT 59



## Compressori d'aria coassiali senza olio

*Oil free direct driven air compressors*

- /// Pressostato con protezione da sovraccarico  
*Pressure switch with overload protection*
- /// Protezione totale  
*Totally protected*
- /// Solidi piedini antiurto  
*Solid shock absorber feet*
- /// 4 Filtro + Riduttore  
*Filter + Pressure reducer*
- /// Doppio manometro  
*Double gauge*
- /// Senza olio  
*Oil free*
- /// Senza olio  
*Oil free*
- /// Scarico condensa  
*Condensate drainage*



///  
**LEONARDO**



///  
**ECU**

Manico ergonomico  
*Ergonomic handle*



## ECU 201



Type	Code														LxPxH	
230/50/1 Δ	EAN CODE	l	l/min	CFM	m³/h	bar	psi	HP	kW	Grup. Pump	Cil. St.	min-1	dB (A)	mm in	kg lb	
ECU 201 HP 1,5	1121030001	8020119013007	6	205	7.3	12,3	8	116	1,5	1,1	F 205	1/1	2850	72	430x210x430 16.8x8.2x16.8	17 34

## LEONARDO



Type	Code														LxPxH	
230/50/1 Δ	EAN CODE	l	l/min	CFM	m³/h	bar	psi	HP	kW	Grup. Pump	Cil. St.	min-1	dB (A)	mm in	kg lb	
LEONARDO	1121030800	8020119013014	6	105	3.7	6,3	8	116	1	0,75	F 114	1/1	1450	61	430x210x430 16.8x8.2x16.8	18 36

## SUPERSILENT 59

59dB(A)



Type	Code														LxPxH	
230/50/1	EAN CODE	l	l/min	CFM	m³/h	bar	psi	HP	kW	Grup. Pump	Cil. St.	min-1	dB (A)	mm in	kg lb	
SUPERSILENT 59	1129110085	8020119109717	24	160	5.7	9,6	8	116	0,75	0,56	F130	2/1	1450	59	610x300x580 24x11.8x22.8	23 50.7

# SUPER ECU

## SUPER ECU 22



### Compressori d'aria coassiali senza olio

*Oil free direct driven air compressors*



///  
**SUPER ECU**



///  
**SUPER ECU 22**











- ///  
Pressostato con protezione da sovraccarico  
*Pressure switch with overload protection*
- ///  
Protezione totale  
*Totally protected*
- ///  
2 cilindri  
*2 Cylinder*
- ///  
Scarico condensa  
*Condensate drainage*
- ///  
Piedini antiurto  
*Solid shock*
- ///  
Filtro + Riduttore  
*Filter + Pressure reducer absorber feet*
- ///  
Doppio manometro  
*Double gauge*
- ///  
Manico ergonomico  
*Ergonomic handle*
- ///  
Senza olio  
*Oil free*
- ///  
Ruote in gomma  
*Rubber wheels*
- ///  
Doppio piede con gommino ammortizzante  
*Double feet with rubber shock absorber*















## SUPER ECU



Type	Code											LxPxH				
	EAN CODE		l	l/min	CFM	m <sup>3</sup> /h	bar	psi	HP	kW	Grup. Pump	Cil. St.	min-1	dB (A)	mm in	kg lb
SUPER ECU	1121030200	8020119067086	9	200	7	12	10	145	2	1,5	FB 210	2/1	1450	67	630x210x440 24.6x8.2x17.2	24,5 53

## SUPER ECU 22



Type	Code											LxPxH				
	EAN CODE		l	l/min	CFM	m <sup>3</sup> /h	bar	psi	HP	kW	Grup. Pump	Cil. St.	min-1	dB (A)	mm in	kg lb
SUPER ECU 22	1121090250	8020119068267	22	200	7	12	10	145	2	1,5	FB 210	2/1	1450	67	690x460x940 27x20x36.7	37 81.6

# F 201/24 - F 201/50

## SUPER ECU 50



### Compressori d'aria coassiali senza olio

*Oil free direct driven air compressors*



///  
**F 201/24**

///1  
Carenatura per una completa protezione  
*Shroud for a complete fully protection*

///  
Pressostato con protezione da sovraccarico  
*Pressure switch with overload protection*

///  
Regolatore di pressione  
*Pressure regulator*

///  
Piedini antiurto  
*Solid shock absorber feet*

///  
Ruote in gomma  
*Rubber wheels*

///  
Senza olio  
*Oil free*

///  
Manico ergonomico  
*Ergonomic handle*

///  
Doppio manometro  
*Double gauge*

///  
Ruote di grandi dimensioni per facilitarne lo spostamento  
*Large wheels heightens portability*

///  
2 cilindri  
*2 Cylinder*



///  
**SUPER ECU 50**



**F 201/24**  
**F 201/50**



///  
**F 201/24**

///  
**F 201/50**

Type	Code									LxPxH						
230/50/1	EAN CODE	l	l/min	CFM	m <sup>3</sup> /h	bar	psi	HP	kW	Grup. Pump	Cil. St.	min-1	dB (A)	mm in	kg lb	
F 201/24	1121210050	8020119087268	24	168	5.94	10	8	116	1,5	1,1	F 201	1/1	2850	77	610x320x590 23.7x12.5x23.2	19 41.9
F 201/50	1121360680	8020119087275	50	168	5.94	10	8	116	1,5	1,1	F 201	1/1	2850	77	800x420x700 31.5x16.5x27.6	27 59.5

**SUPER ECU 50**



Type	Code									LxPxH						
230/50/1 Δ	EAN CODE	l	l/min	CFM	m <sup>3</sup> /h	bar	psi	HP	kW	Grup. Pump	Cil. St.	min-1	dB (A)	mm in	kg lb	
SUPER ECU 50	1121360701	8020119068373	50	200	7	12	10	145	2	1,5	FB 210	2/1	1450	67	780x450x710 30.4x15.8x27.7	40 88.2

# COLIBRÌ

## COSMOS 225 - COSMOS 255



### Compressori d'aria coassiali lubrificati

*Lubricated direct driven air compressors*



///  
**COLIBRÌ**

- ///  
Protezione totale  
*Totally protected*
- ///  
Regolatore di pressione  
*Pressure regulator*
- ///  
Pressostato con protezione da sovraccarico  
*Pressure switch with overload protection*
- ///  
Piedini antiurto  
*Solid shock absorber feet*
- ///  
Motore coassiale con cilindro in ghisa  
*Direct driven with full cast iron cylinder*
- ///  
Carenatura in plastica a protezione delle parti calde ed in movimento  
*Plastic shroud protects hot and rotating parts*
- ///  
Manico ergonomico  
*Ergonomic handle*
- ///  
Doppio manometro  
*Double gauge*
- ///  
Ruote in gomma  
*Rubber wheels*
- ///  
Ampio carter olio per durare nel tempo  
*Large oil crankcase for long life operation*

Manico ergonomico  
*Ergonomic handle*



///  
**COSMOS 225**



## COLIBRÌ



Type	Code										LxPxH					
230/50/1 Δ	EAN CODE	l	l/min	CFM	m³/h	bar	psi	HP	kW	Grup. Pump	Cil. St.	min-1	dB (A)	mm in	kg lb	
COLIBRÌ 15	1121010252	8020119011935	3	85	3	5,1	15	218	0,75	0,56	GM 85/110	1/1	1420	62	285x450x480 11.2x17.6x18.8	18 39,7
COLIBRÌ 192	1013002000	on request	3	190	6.7	11,4	8	116	1,5	1,1	GM 192	1/1	2850	70	285x450x480 11.2x17.6x18.8	21 48,5

## COSMOS 225



Type	Code										LxPxH					
230/50/1 Δ	EAN CODE	l	l/min	CFM	m³/h	bar	psi	HP	kW	Grup. Pump	Cil. St.	min-1	dB (A)	mm in	kg lb	
COSMOS 225	1129102751	8020119138489	24	170	6	10,3	8	116	2	1,5	GM 148	1/1	2850	72	610x310x580 24x12.2x22.8	24 52,9

## COSMOS 255



Type	Code										LxPxH					
230/50/1 Δ	EAN CODE	l	l/min	CFM	m³/h	bar	psi	HP	kW	Grup. Pump	Cil. St.	min-1	dB (A)	mm in	kg lb	
COSMOS 255	1129102752	8020119138496	50	170	6	10,3	8	116	2	1,5	GM 148	1/1	2850	72	770x430x660 30.3x16.9x25.9	32 70,5

# GM 245 - GM 302 MAGNUM GM



## Compressori d'aria coassiali

*Direct driven air compressors*



///  
**GM 50/302**

///  
Motore coassiale con  
cilindro in ghisa  
*Direct driven with full  
cast iron cylinder*

///  
Carenatura in plastica  
a protezione delle parti  
calde ed in movimento  
*Plastic shroud protects  
hot and rotating parts*

///  
Regolatore di pressione  
*Pressure regulator*

///  
Doppio manometro  
*Double gauge*

///  
Manico ergonomico  
*Ergonomic handle*

///  
Asta livello olio  
*Oil dipstick*

///  
Ampio carter olio per  
durare nel tempo  
*Large oil crankcase for  
long life operation*

///  
Ruote in gomma  
*Rubber wheels*

///  
Doppio piede  
con gommino  
ammortizzante  
*Double feet with rubber  
shock absorber*



///  
**MAGNUM GM 148**

Pannello  
Dashboard



## GM 245 GM 302



Type	Code												LxPxH			
230/50/1 Δ		EAN CODE	<i>l</i>	<i>l/min</i>	<i>CFM</i>	<i>m³/h</i>	<i>bar</i>	<i>psi</i>	<i>HP</i>	<i>kW</i>	<i>Grup. Pump</i>	<i>Cil. St.</i>	<i>min-1</i>	<i>dB (A)</i>	<i>mm in</i>	<i>kg lb</i>
GM 25-245	1129102753	8020119138502	24	250	8.8	15	10	145	2,5	1,8	GM 245	1/1	2850	73	630x320x620 24.6x12.5x24.1	28 56.7
GM 25-302	1129102754	8020119138519	24	290	10.2	17,4	10	145	3	2,2	GM 302	1/1	2850	73	630x320x620 24.6x12.5x24.1	29 64
GM 50-245	1129102755	8020119138526	50	250	8.8	15	10	145	2,5	1,8	GM 245	1/1	2850	73	940x320x700 36.7x12.5x27.3	49 108
GM 50-302	1129102756	8020119138533	50	290	10.2	17,4	10	145	3	2,2	GM 302	1/1	2850	73	940x320x700 36.7x12.5x27.3	50 110
GM 100-245	1121390608	8020119143711	100	250	8.8	15	10	145	2,5	1,8	GM 245	1/1	2850	73	1200x400x850 47x15.8x33.2	62 126
GM 100-302	1121390609	<i>on request</i>	100	290	10.2	17,4	10	145	3	2,2	GM 302	1/1	2850	73	1200x400x850 47x15.8x33.2	63 139

## MAGNUM GM



Type	Code												LxPxH			
230/50/1 Δ		EAN CODE	<i>l</i>	<i>l/min</i>	<i>CFM</i>	<i>m³/h</i>	<i>bar</i>	<i>psi</i>	<i>HP</i>	<i>kW</i>	<i>Grup. Pump</i>	<i>Cil. St.</i>	<i>min-1</i>	<i>dB (A)</i>	<i>mm in</i>	<i>kg lb</i>
MAGNUM GM 148	1129102757	8020119138540	10	170	6	10,3	8	116	2	1,5	GM 146	1/1	2850	72	420x330x635 16.5x13x25.4	22 48.5
MAGNUM GM 245	1129102758	8020119138557	10	250	8.8	15	10	145	2,5	1,8	GM 245	1/1	2850	73	420x330x635 16.5x13x25.4	26 57.3

con pannello / with dashboard

# SUPERMAGNUM GM SUPERMAGNUM VX



## Compressori d'aria coassiali

*Direct driven air compressors*

- /// Motore coassiale con cilindro in ghisa  
*Direct driven with full cast iron cylinder*
- /// Manico ergonomico  
*Ergonomic handle*
- /// Carenatura in plastica a protezione delle parti calde ed in movimento  
*Plastic shroud protects hot and rotating parts*
- /// Ampio carter olio per durare nel tempo  
*Large oil crankcase for long life operation*
- /// Cilindro completamente in ghisa  
*Full cast iron twin cylinder*
- /// Asta livello olio  
*Oil dipstick*
- /// Ruote in gomma  
*Rubber wheels*
- /// Doppio piede con gommino ammortizzante  
*Double feet with rubber shock absorber*



///  
**SUPERMAGNUM  
GM 302**

///  
**SUPERMAGNUM  
VX 304**

Pannello  
Dashboard





## SUPERMAGNUM GM



Type	Code									LxPxH						
		EAN CODE	I	l/min	CFM	m <sup>3</sup> /h	bar	psi	HP	kW	Grup. Pump	Cil. St.	min-1	dB (A)	mm in	kg lb
SUPERMAGNUM GM 245	1129102759	8020119138564	20	250	8.8	15	10	145	2,5	1,8	GM 245	1/1	2850	73	520x430x790 20.3x16.8x31	34 75
SUPERMAGNUM GM 302	1129102760	8020119138571	20	290	10.2	17,4	10	145	3	2,2	GM 302	1/1	2850	73	520x430x790 20.3x16.8x31	35 77

con pannello / with dashboard

## SUPERMAGNUM VX



Type	Code									LxPxH						
		EAN CODE	I	l/min	CFM	m <sup>3</sup> /h	bar	psi	HP	kW	Grup. Pump	Cil. St.	min-1	dB (A)	mm in	kg lb
SUPERMAGNUM VS 255 *	1121090200	8020119109960	20	250	8.8	15	10	145	2,5	1,8	VS 254	2/1	1450	70	520x430x790 20.3x16.8x31	44 97
SUPERMAGNUM VX 255	1121090500	80201191010167	20	250	8.8	15	10	145	2,5	1,8	VX 255	2/1	1450	70	520x430x790 20.3x16.8x31	45 99.2
SUPERMAGNUM VX 304	1121090800	8020119109984	20	300	10.5	18	10	145	2,5	1,8	VX 304	2/1	1450	72	520x430x790 20.3x16.8x31	43 95
SUPERMAGNUM VX 360	1121090510	8020119109991	20	360	12.7	21,6	10	145	3	2,2	VX 360	2/1	2850	73	520x430x790 20.3x16.8x31	45 99.2

con pannello / with dashboard  
\* versione Oil free / Oil free version

# VX 50 - VX 100 PONY VX - PROFI



## Compressori d'aria coassiali

*Direct driven air compressors*

- ///  
Asta livello olio  
*Oil dipstick*
- ///  
2 cilindri  
*2 Cylinder*
- ///  
Protezione totale  
*Totally protected*
- ///  
Regolatore di pressione  
*Pressure regulator*
- ///  
Doppio manometro  
*Double gauge*
- ///  
Ampio carter olio per  
durare nel tempo  
*Large oil crankcase for  
long life operation*
- ///  
Cilindro completamente  
in ghisa  
*Full cast iron twin  
cylinder*
- ///  
Protezione metallica  
superiore  
*Upper metal protection*
- ///  
Pressostato  
*Pressure switch*
- ///  
2 uscite aria  
*2 x air outlet*
- ///  
Cruscotto metallico con  
protezione  
*Metal dashboard with  
protection*
- ///  
Ganci avvolgicavo  
*Hooks for electric cable*
- ///  
Doppio piede  
con gommino  
ammortizzante  
*Double feet with rubber  
shock absorber*
- ///  
Ruote in gomma  
*Rubber wheels*



///  
**VX 50/360**



///  
**PROFI VX 304**



## VX 50 - VX 100



Type	Code																	
230/50/1 ▲x		EAN CODE	I	l/min	CFM	m <sup>3</sup> /h	bar	psi	HP	kW	Grup. Pump	Cil. St.	min-1	dB (A)	mm in	kg lb		
VX 50-255	1121360600	8020119096550	50	250	8.8	15	10	145	2,5	1,8	VX 255	2/1	1450	72	800x380x680 31.5x15x27	62 137		
VX 50-304	1121360200	8020119005781	50	300	10.5	18	10	145	2,5	1,8	VX 304	2/1	1450	72	800x380x680 31.5x15x27	60 132		
VX 50-360	1121360009	8020119005781	50	360	12.7	21,6	10	145	3	2,2	VX 360	2/1	2850	73	800x380x680 31.5x15x27	62 137		
VX 100-255	1121370400	8020119126486	100	300	10.5	18	10	145	2,5	1,8	VX 255	2/1	1450	72	1200x400x830 47x15.8x32.4	74 163		
VX 100-304	1121370200	8020119010150	100	300	10.5	18	10	145	2,5	1,8	VX 304	2/1	1450	72	1200x400x830 47x15.8x32.4	72 159		
VX 100-360	1121370001	8020119092767	100	360	12.7	21,6	10	145	3	2,2	VX 360	2/1	2850	73	1200x400x830 47x15.8x32.4	74 163		

## PONY VX



Type	Code																
230/50/1 ▲x		EAN CODE	I	l/min	CFM	m <sup>3</sup> /h	bar	psi	HP	kW	Grup. Pump	Cil. St.	min-1	dB (A)	mm in	kg lb	
PONY VS 255*	1121440360	on request	9,5+9,5	250	8.8	15	10	145	2,5	1,8	VS 255	2/1	1450	72	770x610x540 30x23.7x21	52 114	
PONY VX 255	1121440400	8020119005835	9,5+9,5	250	8.8	15	10	145	2,5	1,8	VX 255	2/1	1450	72	770x610x540 30x23.7x21	52 114	
PONY VX 304	1121440150	8020119017418	9,5+9,5	300	10.5	18	10	145	2,5	1,8	VX 304	2/1	1450	72	770x610x540 30x23.7x21	50 110	
PONY VX 360	1121440060	8020119094587	9,5+9,5	360	12.7	21,6	10	145	3	2,2	VX 360	2/1	2850	73	770x610x540 30x23.7x21	45 99.2	

\* versione Oil free / Oil free version


## PROFI



Type	Code																
230/50/1 ▲x		EAN CODE	I	l/min	CFM	m <sup>3</sup> /h	bar	psi	HP	kW	Grup. Pump	Cil. St.	min-1	dB (A)	mm in	kg lb	
PROFI GM302	1121440002	8020119128664	20	290	10.2	17,4	10	145	3	2,2	GM 302	1/1	2850	73	830x560x480 32.7x22x19	22 46.3	
PROFI VX 304	1121440051	8020119126943	20	300	10.5	18	10	145	2,5	1,8	VX 304	2/1	1450	72	830x560x480 32.7x22x19	21 48.5	



///  
**Per usi  
professionali**  
///  
*For  
professional  
use*



**COMPRESSORI D'ARIA  
CON TRASMISSIONE A CINGHIA**  
*BELT DRIVEN AIR COMPRESSORS*



# PONY AB 415

# PONY AB 858



## Compressori d'aria con trasmissione a cinghia

*Belt driven air compressors*

- /// Pressostato con protezione da sovraccarico  
*Pressure switch with overload protection*
- /// Trasmissione a cinghia  
*Belt driven*
- /// Spia olio di grandi dimensioni  
*Larger oil glass*
- /// Valvola disgiuntore per funzionamento continuo  
*Stand by valve for continuous running*
- /// Ruote di grandi dimensioni per facilitarne lo spostamento  
*Large wheels heightens portability*
- /// Manometro  
*Pressure gauge*
- /// Doppio piede con gommino ammortizzante  
*Double feet with rubber shock absorber*
- /// Regolatore di pressione  
*Pressure regulator*
- /// Manico ergonomico  
*Ergonomic handle*



///  
**PONY AB 858**



## PONY AB 415



Type	Code															
230/50/1 ▲x	EAN CODE	l	l/min	CFM	m³/h	bar	psi	HP	kW	Grup. Pump	Cil. St.	min-1	dB (A)	mm in	kg lb	
PONY AB 415	1121440536 8020119096260	11+11	400	14	24	10	145	3	2,2	AB 415	2/1	1000	76	750x585x790 29.6x23x31	68 149	

## PONY AB 858



Type	Code															
400/50/3 ■	EAN CODE	l	l/min	CFM	m³/h	bar	psi	HP	kW	Grup. Pump	Cil. St.	min-1	dB (A)	mm in	kg lb	
PONY AB 858	1121440547 8020119111796	17+17	830	29.3	50	10	145	7,5	5,5	AB 858	2/2	1280	77	750x585x790 29.6x23x31	135 297.6	

# CCS 25 - CCS 50 CCS 100 - TOTEM CCS



## Compressori d'aria con trasmissione a cinghia

*Belt driven air compressors*



///  
**CCS 50**

///  
Regolatore di pressione  
*Pressure regulator*

///  
Pressostato con  
protezione da  
sovraccarico  
*Pressure switch with  
overload protection*

///  
Manico ergonomico  
*Ergonomic handle*

///  
Spia olio di grandi  
dimensioni  
*Larger oil glass*

///  
Piedini antiurto  
*Solid shock absorber  
feet*

///  
Manometro  
*Pressure gauge*

///  
Cilindro in ghisa  
*Cast iron cylinder*

///  
Tubi di raffreddamento  
*Cooling pipes*

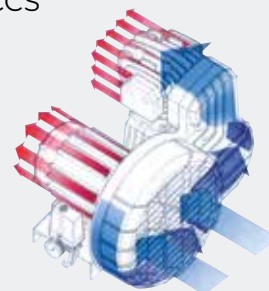
///  
Ruote in gomma  
*Rubber wheels*

///  
Doppio piede  
con gommino  
ammortizzante  
*Double feet with rubber  
shock absorber*



///  
**TOTEM CCS**

/// CCS



Sistema di ventilazione  
controllata brevettato da FIAC  
*Controlled cooling system  
patented by Fiac*





## CCS 25 - CCS 50



Type	Code										LxPxH					
		EAN CODE	l	l/min	CFM	m <sup>3</sup> /h	bar	psi	HP	kW	Grup. Pump	Cil. St.	min-1	dB (A)	mm in	kg lb
230/50/1 ▲																
CCS 25-268 M	1121460008	8020119112236	24	250	8.8	15	10	145	2	1,5	AB 268	2/1	1240	72	740x320x660 29x12.5x25.7	37 81.5
CCS 25-360 M	1121460021	8020119075494	24	350	12.4	21	10	145	3	2,2	AB 360	2/1	1500	74	740x320x660 29x12.5x25.7	39 86
CCS 50-268 M	1121460100	8020119112250	50	250	8.8	15	10	145	2	1,5	AB 268	2/1	1240	72	1010x338x690 39.4x14x27	53 116
CCS 50-360 M	1121460182	8020119075500	50	350	12.4	21	10	145	3	2,2	AB 360	2/1	1500	74	1010x338x690 39.4x14x27	55 121
<b>400/50/3 ■</b>																
CCS 25-268	1121460027	8020119112243	24	250	8.8	15	10	145	2	1,5	AB 268	2/1	1240	72	740x320x660 29x12.5x25.7	37 81.5
CCS 25-360	1121460042	8020119075487	24	350	12.4	21	10	145	3	2,2	AB 360	2/1	1500	74	740x320x660 29x12.5x25.7	39 86
CCS 50-268	1121460101	8020119112267	50	250	8.8	15	10	145	2	1,5	AB 268	2/1	1240	72	1010x338x690 39.4x14x27	53 116
CCS 50-360	1121460198	8020119075517	50	350	12.4	21	10	145	3	2,2	AB 360	2/1	1500	74	1010x338x690 39.4x14x27	55 121

## CCS 100



Type	Code										LxPxH					
		EAN CODE	l	l/min	CFM	m <sup>3</sup> /h	bar	psi	HP	kW	Grup. Pump	Cil. St.	min-1	dB (A)	mm in	kg lb
230/50/1 ▲																
CCS 100-268 M	1121460200	8020119112274	100	250	8.8	15	10	145	2	1,5	AB 268	2/1	1240	72	1100x400x780 42.9x15.6x30.4	63 139
CCS 100-360 M	1121460354	8020119075524	100	350	12.4	21	10	145	3	2,2	AB 360	2/1	1500	74	1100x400x780 42.9x15.6x30.4	65 143
<b>400/50/3 ■</b>																
CCS 100-268	1121460201	8020119112281	100	250	8.8	15	10	145	2	1,5	AB 268	2/1	1240	72	1100x400x780 42.9x15.6x30.4	63 139
CCS 100-360	1121460910	8020119075531	100	350	12.4	21	10	145	3	2,2	AB 360	2/1	1500	74	1100x400x780 42.9x15.6x30.4	65 143

## TOTEM CCS



Type	Code										LxPxH					
		EAN CODE	l	l/min	CFM	m <sup>3</sup> /h	bar	psi	HP	kW	Grup. Pump	Cil. St.	min-1	dB (A)	mm in	kg lb
230/50/1 ▲																
TOTEM CCS 268 M	1121430004	8020119112298	90	250	8.8	15	10	145	2	1,5	AB 268	2/1	1240	72	510x510x1150 20x20x45	53 117
TOTEM CCS 360 M	1121430001	8020119075548	90	350	12.4	21	10	145	3	2,2	AB 360	2/1	1500	74	510x510x1150 20x20x45	55 121
<b>400/50/3 ■</b>																
TOTEM CCS 268	1121430005	8020119112304	90	250	8.8	15	10	145	2	1,5	AB 268	2/1	1240	72	510x510x1150 20x20x45	53 117
TOTEM CCS 360	1121430002	8020119075555	90	350	12.4	21	10	145	3	2,2	AB 360	2/1	1500	74	510x510x1150 20x20x45	55 121

# AB 25 - AB 50 AB 100 - AB 150



## Compressori d'aria con trasmissione a cinghia

*Belt driven air compressors*



- /// Pressostato con protezione da sovraccarico  
*Pressure switch with overload protection*
- /// Tubi di raffreddamento  
*Cooling pipes*
- /// Cilindro in ghisa  
*Cast iron cylinder*
- /// Manico ergonomico  
*Ergonomic handle*
- /// Piedini antiurto  
*Solid shock absorber feet*
- /// Spia olio di grandi dimensioni  
*Larger oil glass*
- /// Ruote in gomma  
*Rubber wheels*
- /// Regolatore di pressione  
*Pressure regulator*
- /// Doppio manometro  
*Double gauge*

///  
**AB 100/360**



**AB 25 - AB 50**  
**AB 100 - AB 150**



Type	Code									LxPxH						
		EAN CODE	l	l/min	CFM	m <sup>3</sup> /h	bar	psi	HP	kW	Grup. Pump	Cil. St.	min-1	dB (A)	mm in	kg lb
<b>230/50/1 ▲</b>																
AB 25-268 M	1121430185	8020119112182	24	250	8.8	15	10	145	2	1,5	AB 268	2/1	1240	72	740x320x660 29x12.5x25.7	37 81.6
AB 50-268 M	1121430164	8020119112199	50	250	8.8	15	10	145	2	1,5	AB 268	2/1	1240	72	1010x360x730 46.6x14x27.5	50 110
AB 100-268 M	1121480300	8020119112229	100	250	8.8	15	10	145	2	1,5	AB 268	2/1	1240	72	1100x400x830 42.9x15.6x32.4	62 136
AB 150-268 M	1121430400	8020119112311	150	250	8.8	15	10	145	2	1,5	AB 268	2/1	1240	72	1360x540x1060 53x21x41.3	88 194
AB 200-268 M	1121430600	8020119112335	200	250	8.8	15	10	145	2	1,5	AB 268	2/1	1240	72	1460x640x1140 56.9x24.9x44.5	100 220
AB 100-360 M	1121480318	8020119012352	100	350	12.4	21	10	145	3	2,2	AB 360	2/1	1500	74	1100x400x830 42.9x15.6x32.4	64 141
AB 150-360 M	1121480629	8020119032275	150	350	12.4	21	10	145	3	2,2	AB 360	2/1	1500	74	1360x540x1060 53x21x41.3	90 200
AB 200-360 M	1121480800	8020119058961	200	350	12.4	21	10	145	3	2,2	AB 360	2/1	1500	74	1460x640x1140 56.9x24.9x44.5	102 224
<b>400/50/3 ■</b>																
AB 25-268	1121430134	8020119112175	24	250	8.8	15	10	145	2	1,5	AB 268	2/1	1240	72	740x320x660 29x12.5x25.7	37 81.6
AB 50-268	1121430178	8020119112205	50	250	8.8	15	10	145	2	1,5	AB 268	2/1	1240	72	1010x360x730 46.6x14x27.5	50 110
AB 100-268	1121430208	8020119112212	100	250	8.8	15	10	145	2	1,5	AB 268	2/1	1240	72	1100x400x830 42.9x15.6x32.4	62 136
AB 150-268	1121430427	8020119112328	150	250	8.8	15	10	145	2	1,5	AB 268	2/1	1240	72	1360x540x1060 53x21x41.3	88 194
AB 200-268	1121430640	8020119112342	200	250	8.8	15	10	145	2	1,5	AB 268	2/1	1240	72	1460x640x1140 56.9x24.9x44.5	100 220
AB 100-360	1121480307	8020119058480	100	350	12.4	21	10	145	3	2,2	AB 360	2/1	1500	74	1100x400x830 42.9x15.6x32.4	64 141
AB 150-360	1121480630	8020119113417	150	350	12.4	21	10	145	3	2,2	AB 360	2/1	1500	74	1360x540x1060 53x21x41.3	90 200
AB 200-360	1121480808	8020119059333	200	350	12.4	21	10	145	3	2,2	AB 360	2/1	1500	74	1460x640x1140 56.9x24.9x44.5	102 224
<b>230/50/1 ▲</b>																
AB 100-415 M	1121490100	8020119089422	100	400	14.1	24	10	145	3	2,2	AB 515	2/1	1000	76	1100x400x830 42.9x15.6x32.4	80 176.3
<b>400/50/3 ■</b>																
AB 100-415	1121490101	8020119089439	100	400	14.1	24	10	145	3	2,2	AB 515	2/1	1000	76	1100x400x830 42.9x15.6x32.4	80 176.3
AB 100-515	1121490102	8020119089446	100	510	18.2	30,6	10	145	4	3	AB 515	2/1	1280	78	1100x400x830 42.9x15.6x32.4	86 189.6
AB 100-425	1121490103	8020119089453	100	440	15.5	26,4	10	145	4	3	AB 525	2/2	1280	72	1100x400x830 42.9x15.6x32.4	85 187.4
AB 90-525	1121490104	8020119125922	90	490	17.3	29,4	10	145	5,5	4	AB 525	2/2	1440	76	1100x400x830 42.9x15.6x32.4	90 198.4
AB 150-415	1121460453	8020119096314	150	400	14.1	24	10	145	3	2,2	AB 415	2/1	1000	76	1360x540x1060 53x21x41.3	92 204

# AB 200 - AB 200 F



## Compressori d'aria con trasmissione a cinghia

*Belt driven air compressors*



///  
Filtro-regolatore  
di pressione  
*Pressure regulator-Filter*

///  
Tubi di raffreddamento  
*Cooling pipes*

///  
Cilindro in ghisa  
*Cast iron cylinder*

///  
Ridotto livello sonoro  
*Low noise operation*

///  
Pressostato con  
protezione da  
sovraccarico  
*Pressure switch with  
overload protection feet*

///  
Manico ergonomico  
*Ergonomic handle*  
*Larger oil glass*

///  
Ruota pivotante  
*Swivel wheel*

///  
Spia olio di grandi  
dimensioni  
*Larger oil glass*

///  
Ruote in gomma  
*Rubber wheels*

///  
**AB 200/515**



## AB 200



Type	Code									LxPxH						
		EAN CODE	l	l/min	CFM	m <sup>3</sup> /h	bar	psi	HP	kW	Grup. Pump	Cil. St.	min-1	dB (A)	mm in	kg lb
AB 200-415	1121490604	8020119087626	200	400	14.1	24	10	145	3	2,2	AB 515	2/1	1000	76	1460x460x1140 57.5x17.9x44.4	109 240
AB 200-515	1121490605	8020119087633	200	510	18.2	30,6	10	145	4	3	AB 515	2/1	1280	78	1460x460x1140 57.5x17.9x44.4	125 275
AB 200-425	1121490600	8020119087664	200	440	15.5	26,4	10	145	4	3	AB 525	2/2	1280	72	1460x460x1140 57.5x17.9x44.4	109 240,3
AB 200-525	1121490606	8020119089460	200	490	17.3	29,4	10	145	5,5	4	AB 525	2/2	1440	76	1460x460x1140 57.5x17.9x44.4	111 244,7
AB 200-498	1121550200	8020119105702	200	540	19	32,4	10	145	4	3	AB 598	2/2	1170	74	1460x460x1140 57.5x17.9x44.4	140 308
AB 200-538	1121560100	8020119107096	200	520	18.3	31,2	10	145	4	3	AB 678	2/2	800	71	1460x460x1140 57.5x17.9x44.4	150 330

## AB 200 F



Type	Code									LxPxH						
		EAN CODE	l	l/min	CFM	m <sup>3</sup> /h	bar	psi	HP	kW	Grup. Pump	Cil. St.	min-1	dB (A)	mm in	kg lb
AB 200-415 F	1121540800	8020119091982	200	400	14.1	24	10	145	3	2,2	AB 515	2/1	1000	76	1460x460x1140 57.5x17.9x44.4	110 242,5
AB200-425 TF	1121540807	on request	200	440	15.5	26,4	10	145	4	3	AB 525	2/2	1280	72	1460x460x1140 57.5x17.9x44.4	109 240,3
AB 200-515 F	1121540801	8020119092224	200	510	18.2	30,6	10	145	4	3	AB 515	2/1	1280	78	1460x460x1140 57.5x17.9x44.4	115 253
AB 200-498 F ◊	1121550204	8020119109809	200	540	19	32,4	10	145	4	3	AB 598	2/2	1170	74	1460x460x1140 57.5x17.9x44.4	138 304
AB 200-538 F ◊	1121560102	8020119109830	200	520	18.3	31,2	10	145	4	3	AB 678	2/2	800	71	1460x460x1140 57.5x17.9x44.4	148 326
AB 200-598 F ◊	1121550205	8020119109816	200	600	21.1	35,9	10	145	5,5	4	AB 598	2/2	1270	75	1460x460x1140 57.5x17.9x44.4	150 330

# AB 300 - AB 300 F AB 500 F



## Compressori d'aria con trasmissione a cinghia

*Belt driven air compressors*



- /// Pressostato con protezione da sovraccarico  
*Pressure switch with overload protection*
- /// Cilindro in ghisa  
*Cast iron cylinder*
- /// Ridotto livello sonoro  
*Low noise operation*
- /// Tubi di raffreddamento  
*Cooling pipes*
- /// Lubrificato ad olio  
*Oil lubricated*
- /// Spia olio di grandi dimensioni  
*Larger oil glass*
- /// Coperchio dei cuscinetti in metallo  
*Metal bearing cover*
- /// Doppio manometro  
*Double gauge*

///  
**AB 300/858 F**



## AB 300



Type	Code									LxPxH						
400/50/3 ■	EAN CODE	I	l/min	CFM	m <sup>3</sup> /h	bar	psi	HP	kW	Grup. Pump	Cil. St.	min-1	dB (A)	mm in	kg lb	
AB 300-515	1121490801	8020119087657	270	510	18.2	30,6	10	145	4	3	AB 515	2/1	1280	78	1600x560x1040 62.4x22x40.9	140 308
AB 300-425	1121490802	8020119087671	270	440	15.5	26,4	10	145	4	3	AB 525	2/2	1280	72	1600x560x1040 62.4x22x40.9	140 308
AB 300-525	1121490803	8020119087688	270	490	17.3	29,4	10	145	5,5	4	AB 525	2/2	1440	76	1600x560x1040 62.4x22x40.9	140 308
AB 300-498 ◇	1121550503	8020119105719	270	540	19	32,4	10	145	4	3	AB 598	2/2	1170	74	1600x560x1040 62.4x22x40.9	145 319
AB 300-538 ◇	1121560309	8020119109847	270	520	18.3	31,2	10	145	4	3	AB 678	2/2	800	71	1600x560x1040 62.4x22x40.9	145 319
AB 300-598 ◇◇	1121550505	8020119105733	270	600	21.1	35,9	10	145	5,5	4	AB 598	2/2	1270	75	1600x560x1040 62.4x22x40.9	145 319
AB 300-678 ◇◇	1121560300	8020119107102	270	650	23	39	10	145	5,5	4	AB 678	2/2	1000	74	1600x560x1040 62.4x22x40.9	150 330
AB 300-858 ◇◇	1121570300	8020119107164	270	830	29.3	50	10	145	7,5	5,5	AB 858	2/2	1280	76	1600x560x1040 62.4x22x40.9	152 335

## AB 300 F



Type	Code									LxPxH						
400/50/3 ■	EAN CODE	I	l/min	CFM	m <sup>3</sup> /h	bar	psi	HP	kW	Grup. Pump	Cil. St.	min-1	dB (A)	mm in	kg lb	
AB 300-515 F	1121540009	8020119090510	270	510	18.2	30,6	10	145	4	3	AB 515	2/1	1280	78	1600x560x1040 62.4x22x40.9	138 304
AB 300-525 TF	1121540008	8020119090503	270	490	17.3	29,4	10	145	5,5	4	AB 525	2/2	1440	76	1600x560x1040 62.4x22x40.9	140 308
AB 300-498 F ◇	1121550525	8020119109878	270	540	19	32,4	10	145	4	3	AB 598	2/2	1170	74	1600x560x1040 62.4x22x40.9	143 315
AB 300-538 F ◇	1121560310	8020119109854	270	520	18.3	31,2	10	145	4	3	AB 678	2/2	800	71	1600x560x1040 62.4x22x40.9	143 315
AB 300-598 F ◇◇	1121550526	8020119109823	270	600	21.1	35,9	10	145	5,5	4	AB 598	2/2	1270	75	1600x560x1040 62.4x22x40.9	143 315
AB 300-678 F ◇◇	1121560311	8020119109861	270	650	23	39	10	145	5,5	4	AB 678	2/2	1000	74	1600x560x1040 62.4x22x40.9	148 326
AB 300-858 F ◇◇	1121570307	8020119109885	270	830	29.3	50	10	145	7,5	5,5	AB 858	2/2	1280	76	1600x560x1040 62.4x22x40.9	150 330

## AB 500 F



Type	Code									LxPxH						
400/50/3 ■	EAN CODE	I	l/min	CFM	m <sup>3</sup> /h	bar	psi	HP	kW	Grup. Pump	Cil. St.	min-1	dB (A)	mm in	kg lb	
AB 500-525 F	1121540600	8020119089477	500	490	17.3	29,4	10	145	5,5	4	AB 525	2/2	1440	76	1970x590x1300 76.8x23x50.7	205 451
AB 500-598 F ◇◇	1121550801	8020119105757	500	600	21.1	35,9	10	145	5,5	4	AB 598	2/2	1270	75	1970x590x1300 76.8x23x50.7	205 451
AB 500-678 F ◇◇	1121560700	8020119107119	500	650	23	39	10	145	5,5	4	AB 678	2/2	1000	74	1970x590x1300 76.8x23x50.7	253 557
AB 500-808 F ◇◇	1121550803	8020119107607	500	629	22.2	37,3	10	145	7,5	5,5	AB 808	2/2	1335	76	1970x590x1300 76.8x23x50.7	255 562
AB 500-858 F ◇◇	1121570700	8020119107171	500	830	29.3	50	10	145	7,5	5,5	AB 858	2/2	1280	76	1970x590x1300 76.8x23x50.7	255 562
AB 500-998 F ◇◇	1121580300	8020119109649	500	1070	37.8	64,2	10	145	10	7,5	AB 998	2/2	1270	78	1970x590x1300 76.8x23x50.7	260 573
AB 500-1250 F ◇◇	1121520800	8020119009338	500	1080	38	64,8	10	145	10	7,5	AB 1000	2/2	1080	77	1970x590x1300 76.8x23x50.7	270 595

# ABT 500 - ABT 900 ABV 300



## Compressori d'aria con trasmissione a cinghia

*Belt driven air compressors*



///  
**ABT 500/1716**



///  
**ABV 300/678**

- ///  
Spia olio di grandi dimensioni  
*Larger oil glass*
- ///  
Cilindro in ghisa  
*Cast iron cylinder*
- ///  
Asta livello olio  
*Oil dipstick*
- ///  
Ridotto livello sonoro  
*Low noise operation*
- ///  
Tubi di raffreddamento  
*Cooling pipes*
- ///  
Manometro  
*Pressure gauge*
- ///  
Pressostato con protezione da sovraccarico  
*Pressure switch with overload protection*





## ABT 500

Con centralina temporizzata  
With control panel with timer



Type	Code													LxPxH		
	EAN CODE	I	l/min	CFM	m <sup>3</sup> /h	bar	psi	HP	kW	Grup. Pump	Cil. St.	min-1	dB (A)	mm in	kg lb	
400/50/3 ●																
ABT 500-996 ◇	1121550951	8020119105764	500	1080	38.1	64,8	10	145	4+4	3+3	AB 598	2/2	1170	77	2050x590x1170 80x23.1x45.6	425 936
ABT 500-1196 ◇	1121550952	8020119105771	500	1200	42.4	72	10	145	5,5+5,5	4+4	AB 598	2/2	1270	77	2050x590x1170 80x23.1x45.6	425 936
ABT 500-1356 ◇	1121560900	8020119107126	500	1300	46	78	10	145	5,5+5,5	4+4	AB 678	2/2	1000	76	2050x590x1170 80x23.1x45.6	482 1062
ABT 500-1716 ◇	1121570900	8020119107188	500	1660	58.6	100	10	145	7,5+7,5	5,5+5,5	AB 858	2/2	1280	78	2050x590x1170 80x23.1x45.6	517 1139

## ABT 900

Con centralina temporizzata  
With control panel with timer



Type	Code													LxPxH		
	EAN CODE	I	l/min	CFM	m <sup>3</sup> /h	bar	psi	HP	kW	Grup. Pump	Cil. St.	min-1	dB (A)	mm in	kg lb	
400/50/3 ●																
ABT 900-1716	1121570901	8020119109472	900	1660	58.6	100	10	145	7,5+7,5	5,5+5,5	AB 858	2/2	1280	78	2150x800x1600 84x31x45.6	597 1316
ABT 900-1996	1121580902	8020119085646	900	2140	75.6	128,4	10	145	10+10	7,5+7,5	AB 998	2/2	1270	78	2150x800x1600 84x31x45.6	607 1338

## ABV 300



Type	Code													LxPxH		
	EAN CODE	I	l/min	CFM	m <sup>3</sup> /h	bar	psi	HP	kW	Grup. Pump	Cil. St.	min-1	dB (A)	mm in	kg lb	
230/50/1 ▲																
ABV 300-360 M	1121520953	8020119075081	270	350	12.4	21	10	145	3	2,2	AB 360	2/1	1450	77	670x1850 26x72	120 265
400/50/3 ■																
ABV 300-360	1121520954	8020119075098	270	350	12.4	21	10	145	3	2,2	AB 360	2/1	1450	77	670x1850 26x72	120 265
ABV 300-525	1121520895	8020119088067	270	490	17.3	29,4	10	145	5,5	4	AB 525	2/2	1440	76	670x1850 26x72	150 330
ABV 300-498	1121550504	8020119105726	270	540	19	32,4	10	145	4	3	AB 598	2/2	1170	76	670x1850 26x72	155 341
ABV 300-598 ○	1121550506	8020119105740	270	600	21.1	35,9	10	145	5,5	4	AB 598	2/2	1270	75	670x1850 26x72	160 352
ABV 300-678 ○	1121560301	8020119107133	270	650	23	39	10	145	5,5	4	AB 678	2/2	1000	74	670x1850 26x72	180 396
ABV 300-858 ○	1121570301	8020119107195	270	830	29.3	50	10	145	7,5	5,5	AB 858	2/2	1280	76	670x1850 26x72	200 440

# AB - LONG LIFE



## Compressori d'aria con trasmissione a cinghia - LONG LIFE

*Belt driven air compressors - LONG LIFE*

- /// Manometro  
*Pressure gauge*
- /// Pressostato con protezione da sovraccarico  
*Pressure switch with overload protection*
- /// Contatore di funzionamento  
*Hour meter*
- /// Cilindro in ghisa  
*Cast iron cylinder*
- /// Bassa rumorosità - Bassa velocità  
*Low noise operation - Low speed*
- /// Tubi di raffreddamento  
*Cooling pipes*
- /// Asta livello olio  
*Oil dipstick*
- /// Coperchio dei cuscinetti in metallo  
*Metal bearing cover*
- /// Spia olio di grandi dimensioni  
*Larger oil glass*



/// **LLD 500/7,5 F**



### Rendimento

- Elevato rendimento grazie alla bassa velocità
- Ridotto consumo di olio, minori attriti

### Livello sonoro

- Cilindri in ghisa
- Testata studiata con grandi alette per agevolare il raffreddamento
- Volano con pale elicoidali che concorrono ad ottenere un maggiore raffreddamento ed un minore livello sonoro

### Maggior durata nel tempo

Riduzione delle vibrazioni, dovuta allo studio del design di pistoni e bielle, con perfetto bilanciamento dell'albero a gomito, per garantire una maggiore durata nel tempo

### Motore

Classe di isolamento IP 54 sovradimensionato (EN 60034 - 1)

### Pressostato

Trifase con protezione amperometrica (a partire dai 3 HP) e valvola di scarico sulla testa per agevolare la ripartenza del compressore

### Serbatoio

Lamiera d'acciaio ad alta resistenza, verniciata con polveri epossidiche

### Output

- High percentage of efficiency thanks to its low speed
- Reduced oil consumption

### Noise level

- Cylinder in cast iron
- Head with large cooling fins
- Flywheel with helical blades. The combination of these three items contributes towards greater cooling and lower noise level

### Longer life span

Reduction of vibrations due to the pistons and con rods which are perfectly balanced with the crankshaft, guaranteeing a greater service life of all the components over time

### Motor

Insulation class IP 54 oversized (EN 60034 - 1)

### Pressure switch

Three phase with amperometric protection (from 3 HP) and drain valve in the head to facilitate the restart of the compressor

### Air receiver

Sheet steel painted with epoxy powder paint

## AB - LONG LIFE

**1** basso n°  
di giri  
low rpm



Type	Code														LxPxH	
230/50/1 ▲ - 10 bar	EAN CODE	l	l/min	CFM	m³/h	bar	psi	HP	kW	Grup. Pump	Cil. St.	min-1	dB (A)	mm in	kg lb	
LLS 100-3 C	1121520100	8020119074336	100	270	9.5	16	10 145	3	2,2	AB 360	2/1	1000	72	1100x400x830 42.9x15.6x32.4	64 141	
LLS 150-3 C	1121520171	8020119074343	150	270	9.5	16	10 145	3	2,2	AB 360	2/1	1000	72	1360x460x1060 53x17.9x41.3	86 190	
LLS 200-3 F	1121520200	8020119090565	200	350	12.4	21	10 145	3	2,2	AB 515	2/1	980	76	1460x460x1000 57.5x17.9x39	110 243	
<b>400/50/3 ■</b>																
LLD 200-4 F	1121520199	8020119109496	200	490	17.3	29,4	10 145	4	3	AB 598	2/2	1040	73	1460x460x1000 57.5x17.9x39	150 330	
LLD 300-5,5 F ○	1121520367	8020119109519	270	600	21	36	10 145	5,5	4	AB 678	2/2	900	73	1600x560x1040 62.4x22x40.9	150 330	
LLD 300-7,5 F ○	1121520382	8020119110027	270	750	26.5	45	10 145	7,5	5,5	AB 998	2/2	880	74	1600x560x1040 62.4x22x40.9	152 335	
LLD 500-7,5 F ○	1121580349	8020119116111	500	750	26.5	45	10 145	7,5	5,5	AB 998	2/2	880	74	1970x590x1300 76.8x23x50.7	260 573	
LLD 500-10 F ○	1121530155	8020119110058	500	985	34.8	59	10 145	10	7,5	AB 998	2/2	1170	76	1970x590x1300 76.8x23x50.7	270 595	
LLD 1000-10 F ○	1121520835	8020119074398	500	1000	35.3	60	10 145	10	7,5	AB 1000	2/2	950	76	1970x590x1300 76.8x23x50.7	270 595	
<b>400/50/3 ●</b>																
LLDT 900-20 F ○	1121620930	8020119110065	900	1660	58.6	99,6	10 145	10+10	7,5+7,5	AB 998	2/2	980	78	2150x800x1600 83.8x31.2x62.4	445 981	
<b>400/50/3 ■ - 14 bar</b>																
LLD 300-5,5 F ○	1121520169	8020119110072	270	465	16.4	27,9	14 203	5,5	4	AB 678	2/2	700	72	1460x460x1000 57.5x17.9x39	150 330	
LLD 300-7,5 F ○	1121520144	8020119110096	270	730	25.8	43,8	14 203	7,5	5,5	AB 998	2/2	850	73	1460x460x1000 57.5x17.9x39	152 335	
LLD 500-7,5 F ○	1121580351	8020119116135	500	730	25.8	43,8	14 203	7,5	5,5	AB 998	2/2	850	73	1970x590x1300 76.8x23x50.7	260 573	
LLD 500-10 F ○	1121530165	8020119110119	500	840	29.7	50,4	14 203	10	7,5	AB 998	2/2	1000	75	1970x590x1300 76.8x23x50.7	270 595	
LLD 1000-10 F ○	1121520836	8020119077368	500	820	29	49,2	14 203	10	7,5	AB 1000	2/2	780	75	1970x590x1300 76.8x23x50.7	290 639	

Tutti i compressori trifase sono equipaggiati di pressostato, con contatore e spina con inversione di fase  
 All 3-phases compressors are equipped with: overload protection, hourmeter, reversible 3-phase EC plug




///

**Potenti  
e ultra  
silenziosi**

///

*Ultra quiet  
performers*



**COMPRESSORI D'ARIA  
INSONORIZZATI A PISTONE**  
*SILENT PISTON AIR COMPRESSORS*



# AIRBAG - COMPACT 106

## COMPACT 24 - COMPACT 120 R



**Compressori d'aria a pistone senza olio insonorizzati**

*Oil free silent piston air compressors*



///  
**AIRBAG**

- /// Doppio manometro  
*Double gauge*
- /// Uscita aria universale  
*Universal air outlet*
- /// Interruttore on/off  
*On-off switch*
- /// Manico ergonomico  
*Ergonomic handle*
- /// Regolatore di pressione  
*Pressure regulator*
- /// Senza olio  
*Oil free*
- /// *absorber feet*
- /// Piedini antiurto  
*Solid shock absorber feet*
- /// Protezione totale  
*Totally protecte*



///  
**COMPACT 106**



## AIRBAG



Type	Code													LxPxH		
		<i>EAN CODE</i>	<i>l</i>	<i>l/min</i>	<i>CFM</i>	<i>m³/h</i>	<i>bar</i>	<i>psi</i>	<i>HP</i>	<i>kW</i>	<i>Grup. Pump</i>	<i>Cil. St.</i>	<i>min-1</i>	<i>dB (A)</i>	<i>mm in</i>	<i>kg lb</i>
AIRBAG HP 1	1121700900	8020119002933	6	98	3.5	5,9	8	116	1	0,75	F 114	1/1	1450	60	600x270x570 23.4x10.5x22.4	22 48.5
AIRBAG HP 1,5	1121700014	8020119002940	6	192	6.8	11,5	8	116	1,5	1,1	F 205	1/1	2850	65	600x270x570 23.4x10.5x22.4	20 49

## COMPACT 106



Type	Code													LxPxH		
		<i>EAN CODE</i>	<i>l</i>	<i>l/min</i>	<i>CFM</i>	<i>m³/h</i>	<i>bar</i>	<i>psi</i>	<i>HP</i>	<i>kW</i>	<i>Grup. Pump</i>	<i>Cil. St.</i>	<i>min-1</i>	<i>dB (A)</i>	<i>mm in</i>	<i>kg lb</i>
COMPACT 106 ☆	1121700310	8020119038840	6	103	3.6	6,2	8	116	0,75	0,56	GMS 100	1/1	1450	57	615x340x570 24x13.5x22.4	34 75
COMPACT 106 R ☆□	1121700330	8020119078297	6	103	3.6	6,2	8	116	0,75	0,56	GMS 100	1/1	1450	57	615x340x570 24x13.5x22.4	34 75

## COMPACT 24 - COMPACT 120 R



Type	Code													LxPxH		
		<i>EAN CODE</i>	<i>l</i>	<i>l/min</i>	<i>CFM</i>	<i>m³/h</i>	<i>bar</i>	<i>psi</i>	<i>HP</i>	<i>kW</i>	<i>Grup. Pump</i>	<i>Cil. St.</i>	<i>min-1</i>	<i>dB (A)</i>	<i>mm in</i>	<i>kg lb</i>
COMPACT 24	1121700303	8020119075234	24	98	3.5	5,9	8	116	1	0,75	F 114	1/1	1450	53	585x265x850 23x10.4x33	34 75
COMPACT 120 R	1121700423	8020119063248	24	103	3.6	6,2	8	116	0,75	0,56	GMS 100	1/1	1450	57	585x265x850 23x10.4x33	44 97

# NEW WHISPER

Silent



## Compressori d'aria insonorizzati a pistone

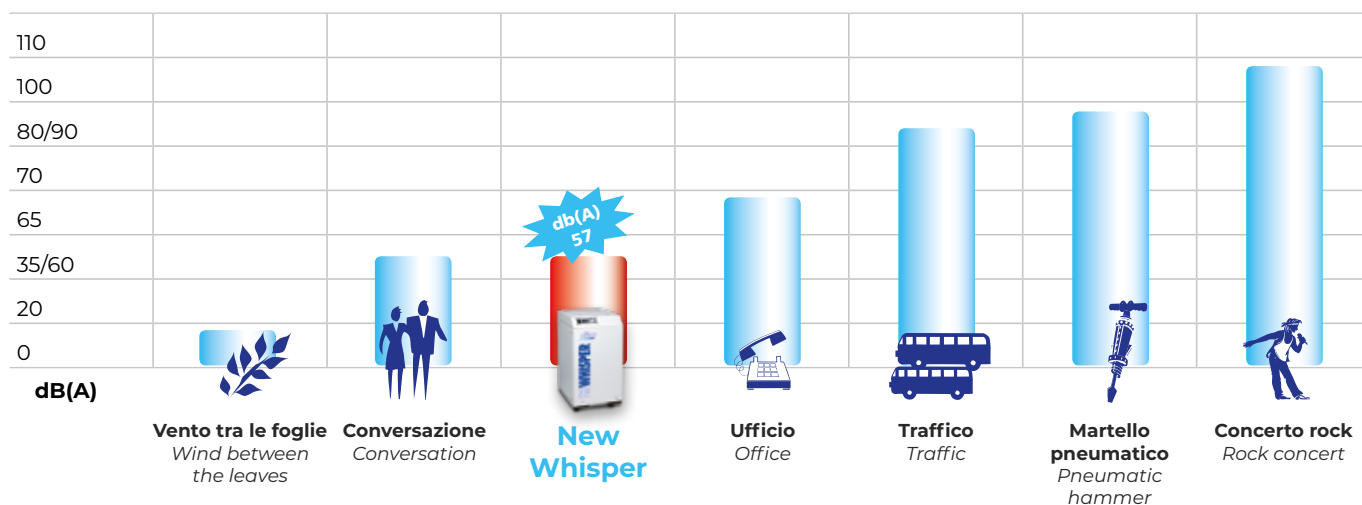
*Silent piston air compressors*



- ///  
Interruttore on/off  
*On-off switch*
- ///  
Contaore  
*Hour meter*
- ///  
Manometro  
*Pressure gauge*
- ///  
Mobile in lamiera di  
acciaio con accesso  
semplificato alla  
manutenzione  
*Steel cabinet with easy  
access for maintenance*
- ///  
Serbatoio interno da  
24 L  
*24 L built in air receiver*
- ///  
Dotato di 4 ruote  
pivottanti per una  
migliore semplicità di  
spostamento  
*Equipped with 4  
swiveling wheels for a  
greater mobility*



## NEW WHISPER



Type	Code									LxPxH						
		EAN CODE	l	l/min	CFM	m <sup>3</sup> /h	bar	psi	HP	kW	Grup. Pump	Cil. St.	min-1	dB (A)	mm in	kg lb
NEW WHISPER AB 360	1121680174	8020119101360	24	250	8.8	15	10	145	2	1,5	AB 360	2/1	1030	57	490x700x930 19x27.3x36.3	110 242
NEW WHISPER VX 255	1121720303	on request	24	250	8.8	15	10	145	2	1,5	VX 255	2/1	1450	57	490x700x930 19x27.3x36.3	100 220
NEW WHISPER VX 304	1121680176	on request	24	300	11	18	10	145	2,5	1,8	VX 304	2/1	1450	57	490x700x930 19x27.3x36.3	105 232
NEW WHISPER VS 204	1121680177	8020119149577	24	200	7	12	8	116	2	1,5	VS 204 oilless	2/1	1450	55	490x700x930 19x27.3x36.3	110 242
NEW WHISPER VS 255	1121720498	8020119149911	24	250	8.8	15	8	116	2,5	1,8	VS 255 oilless	2/1	1450	55	490x700x930 19x27.3x36.3	105 232

# SILENT VX - SILENT AB



## Compressori d'aria insonorizzati a pistone

*Silent piston air compressors*



///  
Sportello di accesso  
ampio per una facile  
manutenzione  
*Large access door for  
an easy maintenance*

///  
Cabina in metallo  
insonorizzata  
*Metal cabinet noise  
proofed*

///  
Manico ergonomico  
*Ergonomic handle*


///  
Doppio piede frontale  
per una migliore  
stabilità  
*Double feet for  
better stability*

///  
Route di grande  
diametro  
*Large wheels*

### /// SILENT VX



### /// SILENT AB



## SILENT VX



Type	Code										LxPxH				
230/50/1 ■ x	EAN CODE	I	l/min	CFM	m³/h	bar	psi	HP	kW	Grup. Pump	Cil. St.	min-1	dB (A)	mm in	kg lb
SILENT VX 50/255	1121340209 8020119126394	50	250	8.8	15	10	145	2,5	1,8	VX 255	2/1	1450	66	1010x520x1000 39.8x20.4x39.4	75 165
SILENT VX 50/304	1121340208 8020119126387	50	300	10.5	18	10	145	2,5	1,8	VX 304	2/1	1450	66	1010x520x1000 39.8x20.4x39.4	75 165
SILENT VX 50/360	1121340207 8020119126370	50	360	12.7	21,6	10	145	3	2,2	VX 360	2/1	2850	70	1010x520x1000 39.8x20.4x39.4	75 165
SILENT VX 90/255	1121340202 8020119110133	90	250	8.8	15	10	145	2,5	1,8	VX 255	2/1	1450	66	1030x520x1020 40.5x20.4x40.2	87 192
SILENT VX 90/304	1121340203 8020119116425	90	300	10.5	18	10	145	2,5	1,8	VX 304	2/1	1450	66	1030x520x1020 40.5x20.4x40.2	87 192
SILENT VX 90/360	1121340200 8020119100769	90	360	12.7	21,6	10	145	3	2,2	VX 360	2/1	2850	70	1030x520x1020 40.5x20.4x40.2	87 192
SILENT VS 50/255	1121340307 8020119148334	50	250	8.8	15	8	116	2,5	1,8	VS 254	2/1	1450	66	1010x520x1000 39.8x20.4x39.4	75 165
SILENT VS 90/255	1121340309 8020119148327	90	250	8.8	15	8	116	2,5	1,8	VS 254	2/1	2850	70	1030x520x1020 40.5x20.4x40.2	87 192

## SILENT AB



Type	Code										LxPxH				
230/50/1 Δ	EAN CODE	I	l/min	CFM	m³/h	bar	psi	HP	kW	Grup. Pump	Cil. St.	min-1	dB (A)	mm in	kg lb
SILENT AB 90/360	1121340900 8020119144084	90	350	12.4	21	10	145	3	2,2	AB 360	2/1	1500	70	1000x500x1065 39.3x19.6x42	95 211
SILENT AB 200/360	1121340903 8020119138274	200	350	12.4	21	10	145	3	2,2	AB 360	2/1	1500	70	1410x580x1130 55.5x22.8x44.5	105 231
400/50/3 ■															
SILENT AB 90/360	1121340901 8020119144091	90	350	12.4	21	10	145	3	2,2	AB 360	2/1	1500	70	1000x500x1065 39.3x19.6x42	95 211
SILENT AB 90/515	1121340902 8020119146545	90	400	14.1	24	10	145	4	3	AB 515	2/1	1000	72	1000x500x1065 39.3x19.6x42	100 222
SILENT AB 200/360	1121340904 8020119148303	200	350	12.4	21	10	145	3	2,2	AB 360	2/1	1500	70	1410x580x1130 55.5x22.8x44.5	105 231
SILENT AB 200/515	1121340905 8020119148310	200	400	14.1	24	10	145	4	3	AB 515	2/1	1000	72	1410x580x1130 55.5x22.8x44.5	105 231

# SCS - SCS 200 - SCS 300 - SCS 500 SCS 300 ABS - SCS 500 ABS



## Compressori d'aria insonorizzati a pistone, avviamento diretto

*Silent piston air compressors, DOL starter*



- /// Interruttore on/off  
On-off switch
- /// Manometro  
Pressure gauge
- /// Contaore  
Hour meter
- /// Piedini antiurto  
Solid shock absorber  
feet
- /// Pannello di controllo  
Control panel
- /// Cofanatura in lamiera  
d'acciaio, insonorizzata  
con materiale  
fonoassorbente  
Metal cabinet with  
sound proof material
- /// Essiccatore  
Air Dryer
- /// Scarico condensa  
Condensate drainage



## SCS



Type	Volt/Hz	Code									LxPxH						
		EAN CODE	I	l/min	CFM	m <sup>3</sup> /h	bar	psi	HP	kW	Grup. Pump	Cil. St.	min-1	dB (A)	mm in	kg lb	
SCS 415	230/50/1 ▲	1121680887	8020119144602	-	400	14	24	10	145	3	2,2	AB 515	2/1	1210	68	864x591x745 34x23.3x29.3	115 254
SCS 540	400/50/3 ■	1121690328	8020119139981	-	540	19	32,4	10	145	4	3	AB 598	2/2	1170	68	864x591x745 34x23.3x29.3	125 275
SCS 598	400/50/3 ■	1121690329	8020119124888	-	600	21,1	35,9	10	145	5,5	4	AB 598	2/2	1270	69	864x591x745 34x23.3x29.3	160 353
SCS 958	400/50/3 ■	1121690294	8020119142400	-	830	29,3	49,8	10	145	7,5	5,5	AB 998	2/2	980	66	864x591x745 34x23.3x29.3	170 375
SCS 988	400/50/3 ■	1121680462	8020119147238	-	910	32,2	54,6	10	145	10	7,5	AB 998	2/2	1070	66	864x591x745 34x23.3x29.3	170 375

## SCS 200 - SCS 300 - SCS 500



Type	Volt/Hz	Code									LxPxH						
		EAN CODE	I	l/min	CFM	m <sup>3</sup> /h	bar	psi	HP	kW	Grup. Pump	Cil. St.	min-1	dB (A)	mm in	kg lb	
SCS 415/200	230/50/1 ▲	1121680670	8020119146460	200	400	14	24	10	145	3	2,2	AB 515	2/1	1210	68	1539x599x1167 60.6x23.6x46	175 386
SCS 540/300	400/50/3 ■	1121690363	8020119139639	270	540	19	32,4	10	145	4	3	AB 598	2/2	1170	68	1612x599x1264 63.5x23.6x50	190 419
SCS 598/300	400/50/3 ■	1121690366	8020119119488	270	600	21,1	35,9	10	145	5,5	4	AB 598	2/2	1270	69	1612x599x1264 63.5x23.6x50	215 474
SCS 958/300	400/50/3 ■	1121690293	8020119129333	270	830	29,3	49,8	10	145	7,5	5,5	AB 998	2/2	980	66	1612x599x1264 63.5x23.6x50	230 507
SCS 988/300	400/50/3 ■	1121720072	8020119146576	270	910	32,2	54,6	10	145	10	7,5	AB 998	2/2	1070	66	1612x599x1264 63.5x23.6x50	230 507
SCS 958/500	400/50/3 ■	1121690292	8020119143155	500	830	29,3	49,8	10	145	7,5	5,5	AB 998	2/2	980	66	2038x600x1357 80.2x24x53.4	305 672
SCS 988/500	400/50/3 ■	1121680615	8020119142745	500	910	32,2	54,6	10	145	10	7,5	AB 998	2/2	1070	66	2038x600x1357 80.2x24x53.4	305 672

## SCS 300 ABS - SCS 500 ABS

Con essiccatore  
With dryer (ABS)



Type	Volt/Hz	Code									LxPxH						
		EAN CODE	I	l/min	CFM	m <sup>3</sup> /h	bar	psi	HP	kW	Grup. Pump	Cil. St.	min-1	dB (A)	mm in	kg lb	
SCS 540/300 ABS	400/50/3 ■	1121690300	8020119145968	270	540	19	32,4	10	145	4	3	AB 598	2/2	1170	68	1440x592x1220 56.7x23x48	230 507
SCS 598/300 ABS	400/50/3 ■	1121690301	on request	270	600	21,1	35,9	10	145	5,5	4	AB 598	2/2	1270	68	1440x592x1220 56.7x23x48	235 518
SCS 958/300 ABS	400/50/3 ■	1121690291	on request	270	830	29,3	49,8	10	145	7,5	5,5	AB 998	2/2	980	66	1440x592x1220 56.7x23x48	275 606
SCS 988/300 ABS	400/50/3 ■	1121720304	8020119141151	270	910	32,2	54,6	10	145	10	7,5	AB 998	2/2	1070	66	1440x592x1220 56.7x23x48	275 606
SCS 958/500 ABS	400/50/3 ■	1121690290	8020119147399	500	830	29,3	49,8	10	145	7,5	5,5	AB 998	2/2	980	66	2000x600x1330 78.7x23.6x52.4	340 750
SCS 988/500 ABS	400/50/3 ■	1121680411	8020119139127	500	910	32,2	54,6	10	145	10	7,5	AB 998	2/2	1070	66	2000x600x1330 78.7x23.6x52.4	340 750

# SSA - SSA 300 - SSA 500 SSA 300 ABS - SSA 500 ABS



**Compressori d'aria insonorizzati a pistone, avviamento stella-triangolo**

*Silent piston air compressors, start-delta starter*



- /// Interruttore on/off  
*On-off switch*
- /// Contaore  
*Hour meter*
- /// Manometro  
*Pressure gauge*
- /// Piedini antiurto  
*Solid shock absorber feet*
- /// Pannello di controllo  
*Control panel*
- /// Cofanatura in lamiera d'acciaio, insonorizzata con materiale fonoassorbente  
*Metal cabinet with sound proof material*
- /// Valvola di sicurezza  
*Pre-set safety valve*
- /// Serbatoio 500 lt  
*500 lt air receiver*
- /// Scarico condensa  
*Condensate drainage*
- /// Essiccatore  
*Air Dryer*



## SSA



Type	Code															LxPxH	
400/50/3 ○		EAN CODE	l	l/min	CFM	m <sup>3</sup> /h	bar	psi	HP	kW	Grup. Pump	Cil. St.	min-1	dB (A)	mm in	kg lb	
SSA 598 ◇	1121690825	on request	-	600	21.1	35,9	10	145	5,5	4	AB 598	2/2	1270	65	864x591x745 34x23.3x29.3	120 264	
SSA 958* ◇	1121700118	on request	-	830	29.3	49,8	10	145	7,5	5,5	AB 998	2/2	980	65	864x591x745 34x23.3x29.3	187 412	
SSA 998* ◇	1121720971	8020119141113	-	1070	37.8	64,2	10	145	10	7,5	AB 998	2/2	1270	65	864x591x745 34x23.3x29.3	190 419	

\* Con controllo automatico livello olio  
With automatic oil level control

## SSA 300 - SSA 500



Type	Code															LxPxH	
400/50/3 ○		EAN CODE	l	l/min	CFM	m <sup>3</sup> /h	bar	psi	HP	kW	Grup. Pump	Cil. St.	min-1	dB (A)	mm in	kg lb	
SSA 598/300 ◇	1121700477	8020119145685	270	600	21.1	35,9	10	145	5,5	4	AB 598	2/2	1270	66	1612x599x1264 63.5x23.6x50	215 474	
SSA 958/300* ◇	1121690568	on request	270	830	29.3	49,8	10	145	7,5	5,5	AB 998	2/2	980	66	1612x599x1264 63.5x23.6x50	247 544	
SSA 998/300* ◇	1121720305	8020119146743	270	1070	37.8	64,2	10	145	10	7,5	AB 998	2/2	1270	66	1612x599x1264 63.5x23.6x50	250 551	
SSA 598/500 ◇	1121720965	8020119141168	500	600	21.1	35,9	10	145	5,5	4	AB 598	2/2	1270	66	2038x600x1357 80.2x24x53.4	290 640	
SSA 958/500* ◇	1121700186	8020119144527	500	830	29.3	49,8	10	145	7,5	5,5	AB 998	2/2	980	66	2038x600x1357 80.2x24x53.4	322 709.9	
SSA 998/500* ◇	1121720966	on request	500	1070	37.8	64,2	10	145	10	7,5	AB 998	2/2	1270	66	2038x600x1357 80.2x24x53.4	325 716.5	

\* Con controllo automatico livello olio  
With automatic oil level control

## SSA 300 ABS - SSA 500 ABS

Con essiccatore  
With dryer (ABS)



Type	Code															LxPxH	
400/50/3 ○		EAN CODE	l	l/min	CFM	m <sup>3</sup> /h	bar	psi	HP	kW	Grup. Pump	Cil. St.	min-1	dB (A)	mm in	kg lb	
SSA 598/300 ABS ◇	1121720967	8020119140697	270	600	21.1	35,9	10	145	5,5	4	AB 598	2/2	1270	66	1440x592x1220 56.7x23.3x48	235 518	
SSA 958/300 ABS* ◇	1121680626	on request	270	830	29.3	49,8	10	145	7,5	5,5	AB 998	2/2	980	66	1440x592x1220 56.7x23.3x48	267 588.6	
SSA 998/300 ABS* ◇	1121720968	8020119147306	270	1070	37.8	64,2	10	145	10	7,5	AB 998	2/2	1270	66	1440x592x1220 56.7x23.3x48	270 595	
SSA 598/500 ABS ◇	1121720969	on request	500	600	21.1	35,9	10	145	5,5	4	AB 598	2/2	1270	66	2000x600x1330 78.7x23.6x52.4	255 562	
SSA 958/500 ABS* ◇	1121720970	8020119141649	500	830	29.3	49,8	10	145	7,5	5,5	AB 998	2/2	980	66	2000x600x1330 78.7x23.6x52.4	342 754	
SSA 998/500 ABS* ◇	1121720681	8020119144565	500	1070	37.8	64,2	10	145	10	7,5	AB 998	2/2	1270	66	2000x600x1330 78.7x23.6x52.4	345 760.6	

\* Con controllo automatico livello olio  
With automatic oil level control



///  
**Il tuo  
supporto  
nei campi**  
///  
*Your agri  
helpers*





# MOTOCOMPRESSORI

*PETROL ENGINE AIR COMPRESSORS*



# S1504 - PAC S15 S1520



## Motocompressori

*Petrol engine air compressors*



POWERED by  
**HONDA™**



///  
**S1504**

///  
Manico ergonomico  
*Ergonomic handle*

///  
Gruppo filtro riduttore e  
lubrificatore  
*Regulator filter unit  
and lubricator*

///  
Manometro  
*Pressure gauge*

///  
Motore Honda a 4  
tempi  
*4-stroke Honda engine*

///  
Ruote di grandi  
dimensioni per  
facilitarne lo  
spostamento  
*Large wheels heightens  
portability*

///  
Doppio piede  
con gommino  
ammortizzante  
*Double feet with rubber  
shock absorber*

///  
Valvola pneumatica di  
comando e di ritegno  
*Pneumatic control and  
non-return valve*



///  
**S1520**



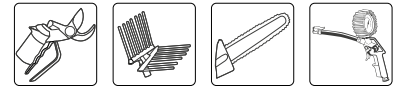
## S1504 PAC S15



S1504



PAC S15

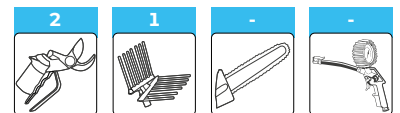



Type	Code								HONDA						LxPxH	
		EAN CODE	l	l/min	CFM	m <sup>3</sup> /h	bar	psi	Type	HP	Grup. Pump	Cil. St.	min-1	dB (A)	mm in	kg lb
PAC S15	1121440032	8020119116227	2,5	275	9.7	16,5	10	145	GP 160	5	S 15	1/1	3400	76	620x400x450 24.4x15.7x17.7	24 53
S1504	1121440632	8020119112120	4	275	9.7	16,5	10	145	GP 160	5	S 15	1/1	3400	76	445x520x435 17.4x20.3x16.7	22 49

## S1520



Accessori per Agri Air Set  
Accessoires for Agri Air Set



Type	Code								HONDA						LxPxH	
		EAN CODE	l	l/min	CFM	m <sup>3</sup> /h	bar	psi	Type	HP	Grup. Pump	Cil. St.	min-1	dB (A)	mm in	kg lb
S1520	1121440638	8020119112106	20	275	9.7	16,5	10	145	GP 160	5	S 15	1/1	3400	76	600x490x850 23.4x19x33.2	35,5 78
AGRI AIR SET S 1520	1120037222	o n request	20	275	9.7	16,5	10	145	GP 160	5	S 15	1/1	3400	76	600x490x850 23.4x19x33.2	35,5 78

Set composto da: Motocompressore S1520, forbice per potatura frutteto, pettine scuotitore per raccolta olive, asta di prolunga telescopica da 0,70 a 1,10 m, tubo in poliuretano da 10 m con raccordi.

Set composed of: S1520 petrol engine air compressor shears for fruit-tree pruning, olive agitator, telescopic extension pole (2.3'-3.6'), polyurethane hose with fittings (32.8').

# S360/22



## Motocompressori

*Petrol engine air compressors*



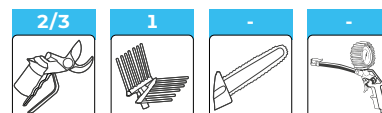

- ///  
Avviamento facilitato  
*Easy start-up*
- ///  
Motore Honda a 4  
tempi  
*4-stroke Honda engine*
- ///  
Gruppo pompante a  
2 pistoni e cilindro in  
ghisa integrale  
*Pumping unit with 2  
pistons and built-in cast  
iron cylinder*
- ///  
Valvola pneumatica di  
comando e di ritegno  
*Pneumatic control  
and non-return valve*
- ///  
Ruote di grandi  
dimensioni per  
facilitarne lo  
spostamento  
*Large wheels heightens  
portability*



# S360/22



Accessori per Agri Air Set  
Accessoires for Agri Air Set



Type	Code								LxPxH							
		EAN CODE	l	l/min	CFM	m <sup>3</sup> /h	bar	psi	Type	HP	Grup. Pump	Cil. St.	min-1	dB (A)	mm in	kg lb
S360/22	1121440659	8020119113387	22	290	10.5	17,4	10	145	GP 160	5	AB 360	1/1	1260	76	710x490x850 27.7x19x33.2	46 101
AGRI AIR SET S 360/22	1129990405	<i>on request</i>	22	290	10.5	17,4	10	145	GP 160	5	AB 360	2/1	1260	76	710x490x850 27.7x19x33.2	46 101

Set composto da: Motocompressore S360/22, pettine scuotitore per raccolta olive, asta di prolunga telescopica da 1,10 a 2 m, tubo in poliuretano da 10 m con raccordi.  
Set composed of: S360/22 petrol engine air compressor shears for fruit-tree pruning, olive agitator, telescopic extension pole (3.6' - 6.6'), polyurethane hose with fittings (32.8').

# AGRI 515/24

## AGRI 65 - AGRI 90



### Motocompressori

*Petrol engine air compressors*



**POWERED by HONDA™**

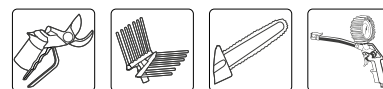
- /// Autoregolazione accelerazione  
*Self-adjusting acceleration function*
- /// Motore Honda a 4 tempi omologato  
*Homologated 4-stroke Honda engine*
- /// Gruppo pompante a 2 pistoni e cilindro in ghisa integrale  
*Pumping unit with 2 piston with cast iron cylinder*
- /// Manico ergonomico  
*Ergonomic handle*
- /// Valvola pneumatica di comando e di ritegno  
*Pneumatic control and non-return valve*
- /// Manometro antiurto a bagno di glicerina  
*Shockproof gauge in glycerine bath*
- /// Gruppo filtro riduttore e lubrificatore  
*Regulator filter unit and lubricator*
- /// Doppio piede con gommino ammortizzante  
*Double feet with rubber shock absorber*
- /// Ruote pneumatiche tassellate di grandi dimensioni  
*Large all-terrain pneumatic tyres*
- /// Avviamento facilitato  
*Easy start-up*



///  
**AGRI 515/24**

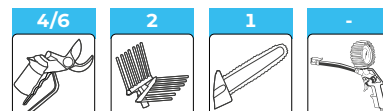


## AGRI 515/24



Type	Code				HONDA						LxPxH					
	EAN CODE	I	l/min	CFM	m <sup>3</sup> /h	bar	psi	Type	HP	Grup. Pump	Cil. St.	min-1	dB (A)	mm in	kg lb	
AGRI 515/24	1121440665	8020119096253	24	510	18.2	30,6	10	145	GX 160	5,5	AB 515	2/1	1280	76	1070x430x770 42x17x30.3	63 139

## AGRI 65

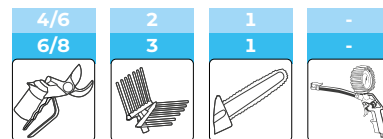


Type	Code				HONDA						LxPxH					
	EAN CODE	I	l/min	CFM	m <sup>3</sup> /h	bar	psi	Type	HP	Grup. Pump	Cil. St.	min-1	dB (A)	mm in	kg lb	
AGRI 65	1121440733	8020119110195	11+11	540	19	32,4	10	145	GX 160	5,5	AB 598	2/2	1170	76	820x700x790 32x27.3x30.8	85 187

## AGRI 90



AGRI 90/598  
AGRI 90/678



Type	Code				HONDA						LxPxH					
	EAN CODE	I	l/min	CFM	m <sup>3</sup> /h	bar	psi	Type	HP	Grup. Pump	Cil. St.	min-1	dB (A)	mm in	kg lb	
AGRI 90/598	1121440710	8020119110188	17+17	600	21.1	35,9	10	145	GX 270	9	AB 598	2/2	1270	76	1070x770x820 42x30x32	104 229
AGRI 90/678	1121440714	8020119110164	17+17	670	23.7	40,2	10	145	GX 270	9	AB 678	2/2	1035	76	1070x770x890 42x30x34.7	108 238

# AGRI 75 DIESEL S 300/678 DIESEL



## Motocompressori

*Petrol engine air compressors*



**POWERED by  
YANMAR**



///  
**AGRI 75 DIESEL**

///  
Manico ergonomico  
*Ergonomic handle*

///  
Gruppo filtro riduttore e  
lubrificatore  
*Regulator filter unit  
and lubricator*

///  
Valvola pneumatica di  
comando e di ritegno  
*Pneumatic control and  
non-return valve*

///  
Ruote pneumatiche  
tassellate di grandi  
dimensioni  
*Large all-terrain  
pneumatic tyres*

///  
Manometro  
*Pressure gauge*

///  
Doppio piede  
con gommino  
ammortizzante  
*Double feet with rubber  
shock absorber*

///  
Gruppo pompante a  
2 pistoni e cilindro in  
ghisa integrale  
*Pumping unit with 2  
piston with cast iron  
cylinder*

///  
Motore Yanmar  
*Yanmar engine*

///  
Ruote in gomma  
*Rubber wheels*

///  
Ruota pivotante  
*Svivel wheel*

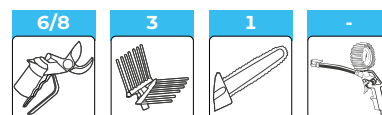


///  
**S 300/678 DIESEL**



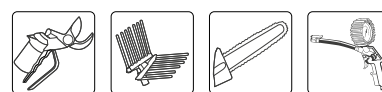


## AGRI 75 DIESEL



Type	Code									LxPxH					
	<i>EAN CODE</i>	<i>l</i>	<i>l/min</i>	<i>CFM</i>	<i>m³/h</i>	<i>bar</i>	<i>psi</i>	<i>HP</i>	<i>Grup. Pump</i>	<i>Cil. St.</i>	<i>min-1</i>	<i>dB (A)</i>	<i>mm in</i>	<i>kg lb</i>	
AGRI 75 DIESEL	1121440719	8020119110171	17+17	650	23	39	10	145	7,7	AB 678	2/2	950	76	1070x770x880 42x30x34.3	118 260

## S 300/678 DIESEL



Type	Code									LxPxH					
	<i>EAN CODE</i>	<i>l</i>	<i>l/min</i>	<i>CFM</i>	<i>m³/h</i>	<i>bar</i>	<i>psi</i>	<i>Type</i>	<i>Grup. Pump</i>	<i>Cil. St.</i>	<i>min-1</i>	<i>dB (A)</i>	<i>mm in</i>	<i>kg lb</i>	
S 300/678 DIESEL	1121440832	8020119111420	270	650	23	39	10	145	7,7	AB 678	2/2	950	76	1600x500x1040 63x19.7x44.9	160 353

# S50 - S100 - S200 - S300 - S500



## Motocompressori

*Petrol engine air compressors*



**POWERED by HONDA™**



///  
S 200/515

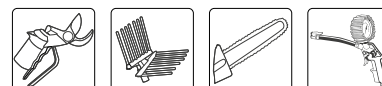


///  
S 100/360

- ///  
Avviamento facilitato  
*Easy start-up*
- ///  
Autoregolazione  
accelerazione  
*Self-adjusting  
acceleration function*
- ///  
Motore Honda  
*Honda engine*
- ///  
Manico ergonomico  
*Ergonomic handle*
- ///  
Gruppo pompante  
e cilindro in ghisa  
integrale  
*Pumping unit and  
built-in cast iron  
cylinder*
- ///  
Ruota pivotante  
*Swivel wheel*
- ///  
Ruote in gomma  
*Rubber wheels*



**S50 - S100 - S200**  
**S300 - S500**



Type	Code	EAN CODE	Flow		Pressure		Engine		Type	HP	Grup. Pump	Cil. St.	min-1	dB (A)	LxPxH	
			l	l/min CFM	m <sup>3</sup> /h	bar	psi	mm							kg	
S50/268	1121440847	8020119112939	50	250	8.8	15	10	145	GP 160	5	AB 268	2/1	1240	76	1010x360x750	55 121
S100/360	1121440848	8020119112946	100	350	12.4	21	10	145	GP 160	5	AB 360	2/1	1500	77	1100x400x850	65 143
S200/360	1121440829	8020119112953	200	350	12.4	21	10	145	GP 160	5	AB 360	2/1	1500	77	1460x460x1140	110 243
S200/515	1121440751	8020119096079	200	510	18.2	30,6	10	145	GX 160	5,5	AB 515	2/1	1280	78	57.5x18.1x44.9	150 331
S300/525	1121440849	8020119127483	270	490	17.3	29,4	10	145	GX 160	5,5	AB 525	2/2	1440	76	1600x560x1230	190 419
S300/598	1121440752	8020119110607	270	600	21.1	35,9	10	145	GX 270	9	AB 598	2/2	1270	77	63x22x48.2	200 441

# MSU 598/678



## Motocompressori

Petrol engine air compressors



**POWERED by**  
**LOMBARDINI**

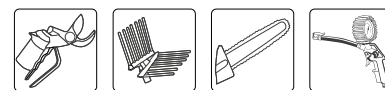
///  
Asta livello olio  
Oil dipstick  
///  
Gruppo pompante alta  
prestazione  
High performances  
pumps  
///  
Generatore mono o  
trifase  
Single or three phases  
generator  
///  
**POWERED by**  
**LOMBARDINI**  
///  
Riduttore integrato  
Integrated pressure  
reducer  
///  
Doppio manometro  
Double gauge  
///  
Uscita diretta  
Direct air outlet  
///  
Serbatoio 200 Lt  
approvato CE 15 bar  
200 Lt tank at 15 bar CE  
approved



///  
**ABB-MSU**  
Basamento / Base

- Studiato per officine mobili
- Avviamento a strappo o elettrico
- Motori Diesel LOMBARDINI

- Designed for mobile workshops
- Electric or manual starting
- LOMBARDINI Diesel Engine



Type	Code													LxPxH	
		EAN CODE	l	l/min Disp.	CFM	m³/h	bar	psi	HP	Grup. Pump	Cil. St.	min-1	dB (A)	mm in	kg lb
MSU 598/C *	1121440910	on request	17	420	14.8	25.2	14	203	11	AB 598	2/2	890	76	1400x825x780 55.1x32.4x30.7	150 335
MSU 598/C AE * ○	1121440911	8020119138267	17	420	14.8	25.2	14	203	11	AB 598	2/2	890	76	1400x825x780 55.1x32.4x30.7	155 345
MSU 678/C •	1121440912	8020119148587	17	580	20.5	34.8	14	203	11	AB 678	2/2	890	76	1400x825x780 55.1x32.4x30.7	170 380
MSU 678/C AE ○ •	1121440913	on request	17	580	20.5	34.8	14	203	11	AB 678	2/2	890	76	1400x825x780 55.1x32.4x30.7	175 385
MSU 598/200 *	1121440858	8020119121078	200	420	14.8	25.2	14	203	11	AB 598	2/2	890	76	1460x460x1140 57.5x18.1x44.9	195 430
MSU 598/200 AE * ○	1121440859	8020119121085	200	420	14.8	25.2	14	203	11	AB 598	2/2	890	76	1460x460x1140 57.5x18.1x44.9	200 441
MSU 678/200 •	1121440860	8020119121092	200	580	20.5	34.8	14	203	11	AB 678	2/2	890	76	1460x460x1140 57.5x18.1x44.9	215 474
MSU 678/200 AE ○ •	1121440861	8020119121108	200	580	20.5	34.8	14	203	11	AB 678	2/2	890	76	1460x460x1140 57.5x18.1x44.9	220 485

\* Generatore trifase e monofase (5,5 kVA trifase - 3 kVA max monofase) / Three and single phase generator (5,5 kVA three phase - 3 kVA max single phase)

• Generatore monofase (2,2 kVA) / Single phase generator (2,2 kVA)

○ Versioni con avviamento elettrico / Electric start versions

# MSU 998 - MSU 1000



## Motocompressori Petrol engine air compressors

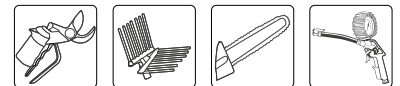











- /// Serbatoio 90 L approvato CE 13 bar  
90 L tank at 13 bar CE approved
- /// Gruppo filtro riduttore / lubrificatore  
Filter reducer / lubricator unit
- /// Doppio arrotolatore tubo:  
a) 1x ø1/2-16 mt / b) 1x ø3/8-21 mt  
Double hose reel:  
a) 1x ø1/2-16 mt / b) 1x ø3/8-21 mt
- /// Presa elettrica trifase V. 400/50 (rosso) 6 kVA  
Three-phase V. 400/50 (red) electric plug 6 kVA
- /// Presa elettrica monofase V. 230/50 (blu) 2 kVA  
Mono-phase V. 230/50 (blue) 2 kVA
- /// Pannello di controllo / accensione motore con avviamento diretto  
Motor starter / panel control with electric starter
- /// Cabina insonorizzata con pannelli in acciaio verniciato  
Soundproof booth with steel painted panels
- /// Batteria elettrica per l'accensione del motore  
Electric battery for motor start
- /// Serbatoio carburante 22 lt  
Fuel tank 22 lt
- /// Filtro industriale esterno per motore diesel (facile manutenzione)  
External industrial filter for petrol engine (easy maintenance)
- /// Telaio in acciaio  
Solid steel chassis












Unità multifunzionale di servizio, integra compressore d'aria, generatore di corrente e motore diesel in una unica cabina insonorizzata.

Multifunctional service unit, equipped with air compressor, power generator and diesel engine in a unique noise proofed cabinet.



Type	Code									LxPxH					
	EAN CODE	I	l/min	CFM	m <sup>3</sup> /h	bar	psi	HP	Grup. Pump	Cil. St.	min-1	dB (A)	mm in	kg lb	
MSU 998	1121440828	8020119114148	90	765	27	45.9	12	174	17	AB 998	2/2	900	76	810x860x1690 31.9x33.8x66.5	378 833

Type	Code									LxPxH					
	EAN CODE	I	l/min FAD	CFM	m <sup>3</sup> /h	bar	psi	HP	Grup. Pump	Cil. St.	min-1	dB (A)	mm in	kg lb	
MSU 1000 Screw AE O	1121440906	8020119137833	90	700	24.7	42	12	174	17	EVO	Screw	5100	72	810x860x1690 31.9x33.8x66.5	400 962

## Forbice pneumatica vigna

*Pneumatic shears for vineyards*



Modello / Model	Cod.
Forbice pneumatica vigna predisposta per prolunga / <i>Pneumatic shears for vineyards with fitting for extension</i>	1126000440
Forbice pneumatica frutteto predisposta per prolunga / <i>Pneumatic shears for fruit-tree pruning with fitting for extension</i>	1126000441
Forbice pneumatica vigna / <i>Pneumatic shears for vineyards</i>	1126000438
Forbice pneumatica frutteto / <i>Pneumatic shears for fruit-tree pruning</i>	1126000439

### Forbice pneumatica vigna / *Pneumatic shears for vineyards*

- pressione d'esercizio / *working pressure* 8/10 bar / 116-145 psi
- capacità di taglio / *cutting power* Ø 20 mm / Ø 1"
- consumo d'aria / *air consumption* 80 l/min / 2.83 cfm
- peso netto / *net weight* 550 g / 1.2 lb

### Forbice pneumatica frutteto / *Pneumatic shears for fruit-tree pruning*

- pressione d'esercizio / *working pressure* 8/10 bar / 116-145 psi
- capacità di taglio / *cutting power* Ø 25 mm / Ø 1.18"
- consumo d'aria / *air consumption* 80 l/min / 2.83 cfm
- peso netto / *net weight* 550 g / 1.2 lb

## Seghetto pneumatico

*Pneumatic saw*



Modello / Model	Cod.
Seghetto pneumatico / <i>Pneumatic saw</i>	1126000430
<ul style="list-style-type: none"> <li>• pressione d'esercizio / <i>working pressure</i> 8/10 bar / 116-145 psi</li> <li>• capacità di taglio / <i>cutting power</i> Ø 200 mm / Ø 7.8"</li> <li>• consumo d'aria / <i>air consumption</i> 400/430 l / 14.1-15.2 cfm</li> <li>• peso netto / <i>net weight</i> 2 kg / 4.4 lb</li> </ul>	<ul style="list-style-type: none"> <li>• barra / <i>bar</i> lunghezza 11" / <i>length</i> 11"</li> <li>• catena / <i>chain</i> 11/5 maglie n. 43 / 11/5 43 link</li> <li>• oliatore automatico / <i>automatic oiler</i></li> <li>• freno a catena / <i>chain brake</i></li> </ul>

## Pettine scuotitore per raccolte olive senza asta di prolunga

*Olive agitator without extension pole*



Modello / Model	Cod.
Pettine scuotitore per raccolte olive senza asta di prolunga / <i>Olive agitator without extension pole</i>	1126000436
Impugnatura comando per pettine scuotitore / <i>Handle for olive agitator</i>	1126000474
<ul style="list-style-type: none"> <li>• pressione d'esercizio / <i>working pressure</i> 6-8 bar / 87-116 psi</li> <li>• consumo d'aria / <i>air consumption</i> 200 l/min / 7.06 cfm</li> <li>• peso netto / <i>net weight</i> 1,100 kg / 1.2 lb</li> </ul>	

## Aste fisse di prolunga

*Fix extension poles*



Modello / Model	Cod.
Asta fissa di prolunga m 1,5 completa di impugnatura / <i>Fix extension pole lenght 4.9'</i>	1120006385
Asta fissa di prolunga m 2 completa di impugnatura / <i>Fix extension pole lenght 6.6'</i>	1126000479
Asta fissa di prolunga m 3 completa di impugnatura / <i>Fix extension pole lenght 9.8'</i>	1120006387

## Aste telescopiche

*Telescopic extension poles*



Modello / Model	Cod.
Asta di prolunga telescopica da 0,70 a 1,10 m / <i>From 2.3' to 3.6' telescopic extension pole</i>	1126000476
Asta di prolunga telescopica da 1,10 a 2 m / <i>From 3.6' to 6.6' telescopic extension pole</i>	1126000477
Asta di prolunga telescopica da 1,85 a 3,10 m / <i>rom 6.1' to 10.2' telescopic extension pole</i>	1126000478

## Attacchi

*Connections*

per forbici  
*for shears*



per seghetto  
*for saw*

Modello / Model	Cod.
Attacco prolunga forbici / <i>Pruning shears extension connection</i>	1120006376
Attacco prolunga seghetto / <i>Saw extension connection</i>	1120006377

- pressione d'esercizio / *working pressure* 6-8 bar / 87-116 psi
- consumo d'aria / *air consumption* 200 l/min / 7,06 cfm
- peso netto / *net weight* 1,100 kg / 0.49 lb

# Accessori pneumatici per potatura e raccolta

*Pneumatic tools  
for pruning and picking*



## Avvolgitore manuale

*Manual hose reel*



	<b>Cod.</b>
Avvolgitore manuale con tubo da m 100 Ø 8 x 5,5 mm / <i>Manual hose reel complete with 328' hose Ø 0.31" x 0,21"</i>	1126000484
Avvolgitore manuale senza tubo / <i>Manual hose reel without hose</i>	1126000483
Tubo da m 100 Ø 8 x 5,5 mm / <i>328' hose Ø 0.31" x 0,21"</i>	1126000499

## Tubo spirale completo di raccordi

*Recoil hose complete with joints*



	<b>Cod.</b>
Tubo spirale completo di raccordi m 10 Ø 8 x 6 mm / <i>32.8' recoil hose Ø 0.31" x 0.23" complete with joints</i>	1126000555
Tubo spirale completo di raccordi m 10 Ø 10 x 8 mm / <i>32.8' recoil hose Ø 0.39" x 0.31" complete with joints</i>	1126000559

## Gruppo modulare composto da regolatore di pressione con manometro, filtro con scaricatore di condensa semi- automatico e nebulizzatore

*Modular group composed of pressure regulator with pressure  
gauge, filter with semi-automatic condensate drainage unit  
and oil atomiser*

*(scala graduata 0÷12 bar / 0÷174 psi) / (pressure range 0÷12 bar / 0÷174 psi)*



		<b>Cod.</b>
Portata aria / <i>Air flow</i> - Filettatura BSP / <i>BSP thread</i>	240 l/min / 8.4 cfm - 1/4" FF	1126000802
Portata aria / <i>Air flow</i> - Filettatura BSP / <i>BSP thread</i>	450 l/min / 15.8 cfm - 3/8" FF	1126000803



## Disgiuntore

Stand-by valve



			Cod.
Portata aria / Air flow - Filettatura BSP / BSP thread	380 l/min / 13.5 cfm - 3/8" FF		1126000246
Portata aria / Air flow - Filettatura BSP / BSP thread	800 l/min / 28.3 cfm - 1/2" FF		1126000244

- pressione massima 20 bar / max pressure 290 psi

## Disgiuntore con deceleratore

Stand-by valve for deceleration with idle device



			Cod.
Filettatura BSP / BSP thread	1/2" FF		
Portata aria / Air flow	800 l/min / 28.3 cfm		1127190517
Pressione massima / max pressure	20 bar / 290 psi		
Acceleratore pneumatico / Pneumatic trottle			1129100236

## Olio lubrificatori

Oil lubricated




Type	Code			
			kg	lb
945	1 bott.	1126000811	1	2
945/6	6 bott.	1126000812	6	13

///

Trattati  
bene con  
aria di  
qualità

///

*Treat  
yourself  
with pure  
air*



# TRATTAMENTO DELL'ARIA

## AIR TREATMENT



# TDRY



## Essiccatori a ciclo frigorifero

Refrigeration dryers



### Caratteristiche del prodotto

#### Indicatore del PDP

Il funzionamento dell'essiccatore TDRY è controllato da una centralina elettronica che fornisce tutte le informazioni utili:

##### Dettagli tecnici:

- Stato dell'essiccatore a refrigerazione
- Stato della ventola
- Indicazione del punto di rugiada

##### Allarmi a display:

- Allarme per un punto di rugiada elevato o ridotto
- Guasto ventola (TDRY 12-77)
- Avvertimento di manutenzione

##### Pannello di controllo con contatto libero (su richiesta) per:

- Allarme PDP in remoto (TDRY 24-840)
- Temperatura elevata del refrigerante in remoto (TDRY 24-840)
- Guasto della ventola in remoto (TDRY 24-77)

#### Scarico capacitivo intelligente

L'intera gamma di essiccatori a refrigerazione è dotata di scaricatori capacitivi di condensa, una gamma che utilizza sensori elettronici per lo scarico della sola condensa e senza sprechi di aria compressa.

##### Vantaggi

- Viene scaricata solo l'acqua, non l'aria compressa
- Risparmio energetico
- Assenza di rumore e rispetto dell'ambiente

### Caratteristiche standard (per il TDRY 100-840)

##### Contatti liberi per:

- Avvio/arresto in remoto
- Allarme generale in remoto
- Allarme scarico in remoto

### Product features

#### PDP Indicator

The operation of the TDRY dryer is monitored by an electronic controller indicating all relevant information:

##### Technical details:

- Status of the refrigerant dryer
- Status of the fan
- Dewpoint indication

##### Alarm display:

- Alarm about high or low dewpoint
- Fan probe failure (TDRY 12-77)
- Service warning

##### Control panel with free contact (on request) for a:

- Remote PDP alarm (TDRY 24-840)
- Remote high refrigerant temperature (TDRY 24-840)
- Remote fan probe failure (TDRY 24-77)

#### Intelligent capacitive drain discharge

The full refrigerant dryer range is equipped with the capacity condensate drain, a range using electronic sensors to discharge only condensate and without wasting any compressed air.

##### Benefits

- Only water is discharged, no compressed air
- Energy saving
- No noise and environmental friendly

### Standard features (for il TDRY 100-840)

##### Free contacts for a:

- Remote start/stop
- Remote general alarm
- Remote drain alarm

## TDRY 4÷18



### Essiccatori a ciclo frigorifero

Refrigeration dryers



Type	Code						LxPxH				
	<i>EAN CODE</i>	<i>l/min</i>	<i>CFM</i>	<i>m³/h</i>	<i>mbar</i>	<i>BSP</i>	<i>CL</i>	<i>mm in</i>	<i>kg lb</i>	<i>m³</i>	
TDRY 4	4102002780	<i>on request</i>	350	12	21	0,15	3/4" M	4	350 x 493 x 450 13,8 x 19,4 x 17,7	19 42	0,078
TDRY 6	4102002781	8020119147900	600	21	36	0,25	3/4" M	4	350 x 493 x 450 13,8 x 19,4 x 17,7	19 42	0,078
TDRY 9	4102002782	<i>on request</i>	850	30	51	0,25	3/4" M	4	350 x 493 x 450 3,8 x 19,4 x 17,7	20 44	0,078
TDRY 12	4102002783	8020119147924	1200	42	72	0,25	3/4" M	4	350 x 493 x 450 13,8 x 19,4 x 17,7	25 55	0,078
TDRY 18	4102002784	8020119147887	1825	64	110	0,30	3/4" M	4	350 x 493 x 450 13,8 x 19,4 x 17,7	27 60	0,078

## TDRY 24÷30



### Essiccatori a ciclo frigorifero

Refrigeration dryers



Type	Code						LxPxH				
	<i>EAN CODE</i>	<i>l/min</i>	<i>CFM</i>	<i>m³/h</i>	<i>mbar</i>	<i>BSP</i>	<i>CL</i>	<i>mm in</i>	<i>kg lb</i>	<i>m³</i>	
TDRY 24	4102003277	8020119147894	2350	83	141	0,32	1"	4	370 x 498 x 764 14,6 x 19,6 x 30,1	44 97	0,141
TDRY 30	4102003278	8020119147917	3000	106	180	0,38	1"	4	370 x 498 x 764 14,6 x 19,6 x 30,1	44 97	0,141

**TDRY 36÷77****Essiccatori a ciclo frigorifero**

Refrigeration dryers



Type	Code		↔	Δp	∅	ISO 8573-1 CL	LxPxH				
	EAN CODE		l/min	CFM	m <sup>3</sup> /h	mbar	BSP	CL	mm in	kg lb	m <sup>3</sup>
TDRY 36	4102002826	on request	3600	127	216	0,18	1 1/2"	4	460 x 558 x 789 18,1 x 22,0 x 31,1	53 117	0,203
TDRY 41	4102002827	on request	4100	145	246	0,25	1 1/2"	4	460 x 558 x 789 18,1 x 22,0 x 31,1	60 132	0,203
TDRY 52	4102002828	on request	5200	184	312	0,18	1 1/2"	4	460 x 558 x 789 18,1 x 22,0 x 31,1	65 143	0,203
TDRY 65	4102002829	on request	6500	230	390	0,20	1 1/2"	4	580 x 588 x 899 22,8 x 23,1 x 35,4	80 176	0,307
TDRY 77	4102002830	on request	7700	272	462	0,27	1 1/2"	4	580 x 588 x 899 22,8 x 23,1 x 35,4	80 176	0,307

**TDRY 100÷180****Essiccatori a ciclo frigorifero**

Refrigeration dryers



Type	Code		↔	Δp	∅	ISO 8573-1 CL	LxPxH				
	EAN CODE		l/min	CFM	m <sup>3</sup> /h	mbar	BSP	CL	mm in	kg lb	m <sup>3</sup>
TDRY 100	4102003839	on request	10000	353	600	0,25	2"	4	735 x 898 x 962 28,9 x 35,4 x 37,9	128 282	0,635
TDRY 120	4102003840	on request	12000	424	720	0,30	2"	4	735 x 898 x 962 28,9 x 35,4 x 37,9	146 322	0,635
TDRY 150	4102002846	on request	15000	530	900	0,30	2"	4	735 x 898 x 962 28,9 x 35,4 x 37,9	158 348	0,635
TDRY 180	4102002847	on request	18000	636	1080	0,30	2"	4	735 x 898 x 962 28,9 x 35,4 x 37,9	165 364	0,635

## TDRY 240÷840



### Essiccatori a ciclo frigorifero

Refrigeration dryers



Type	Code	EAN CODE	Flow			Δp	BSP	ISO 8573-1 CL	LxPxH	kg lb	m <sup>3</sup>
			l/min	CFM	m <sup>3</sup> /h						
TDRY 240	4102003118	on request	24000	848	1440	0,25	3" M	4	1020 x 1023 x 1526 40,2 x 40,3 x 60,1	325 717	1,592
TDRY 300	4102003119	on request	30000	1059	1800	0,30	3"	4	1020 x 1023 x 1526 40,2 x 40,3 x 60,1	335 739	1,592
TDRY 350	4102003120	on request	35000	1236	2100	0,35	3"	4	1020 x 1023 x 1526 40,2 x 40,3 x 60,1	350 772	1,592
TDRY 450	4102002863	on request	45000	1589	2700	0,25	DN 125	4	1020 x 1023 x 1526 40,2 x 40,3 x 60,1	380 838	1,745
TDRY 500	4102002864	on request	50000	1766	3000	0,30	DN 125	4	1020 x 2099 x 1535 40,2 x 82,7 x 60,4	550 1213	3,286
TDRY 700	4102002865	on request	70000	2472	4200	0,25	DN 125	4	1020 x 2099 x 1535 40,2 x 82,7 x 60,4	600 1323	3,286
TDRY 840	4102002866	on request	84000	2966	5040	0,26	DN 125	4	1020 x 2099 x 1535 40,2 x 82,7 x 60,4	650 1433	3,286

## EDRY 4÷30

### Essiccatori a ciclo frigorifero

Refrigeration dryers



Type	Code		↔			ΔP	∅	ISO 8573-1 CL	LxPxH	📏	📦
	EAN CODE		l/min	CFM	m <sup>3</sup> /h	mbar	BSP	CL	mm in	kg lb	m <sup>3</sup>
EDRY 4	4102003662	on request	350	12,4	21	0,04	1/2"	5	233 x 560 x 560 9.2 x 22 x 22.1	19 42	0,073
EDRY 6	4102003663	on request	600	21,2	36	0,12	1/2"	5	233 x 560 x 560 9.2 x 22 x 22.1	19 42	0,073
EDRY 9	4102003664	on request	850	30,0	51	0,21	1/2"	5	233 x 560 x 560 9.2 x 22 x 22.1	19 42	0,073
EDRY 12	4102003665	on request	1200	42,4	72	0,04	1/2"	5	233 x 560 x 560 9.2 x 22 x 22.1	20 44	0,073
EDRY 18	4102003666	on request	1825	64,4	110	0,32	1/2"	5	233 x 560 x 560 9.2 x 22 x 22.1	25 55	0,073
EDRY 22	4102003667	on request	2150	76,0	129	0,24	3/4"	5	233 x 560 x 560 9.2 x 22 x 22.1	27 60	0,073
EDRY 30	4102002200	on request	3000	106,0	180	0,43	1"	5	233 x 560 x 560 9.2 x 22 x 22.1	30 66	0,073

## EDRY 36÷77

### Essiccatori a ciclo frigorifero

Refrigeration dryers



Type	Code		↔			ΔP	∅	ISO 8573-1 CL	LxPxH	📏	📦
	EAN CODE		l/min	CFM	m <sup>3</sup> /h	mbar	BSP	CL	mm in	kg lb	m <sup>3</sup>
EDRY 36	4102002201	on request	3600	127,0	216	0,50	1"	5	310 x 706 x 994 12.2 x 28.5 x 39.1	52 114	0,218
EDRY 41	4102002202	on request	4100	145,0	246	0,25	1 1/2"	5	310 x 706 x 994 12.2 x 28.5 x 39.1	57 125	0,218
EDRY 52	4102002203	on request	5200	184,0	312	0,18	1 1/2"	5	310 x 706 x 994 12.2 x 28.5 x 39.1	59 130	0,218
EDRY 65	4102002204	on request	6500	230,0	390	0,20	1 1/2"	5	310 x 706 x 994 12.2 x 28.5 x 39.1	71 156	0,218
EDRY 77	4102002205	on request	7700	272,0	462	0,27	1 1/2"	5	310 x 706 x 994 12.2 x 28.5 x 39.1	80 176	0,218



# ENERGY BOX

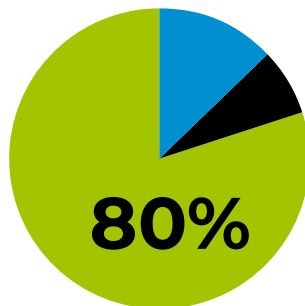
## Sfruttamento di energia utile

*Capturing valuable energy*

### Recupero dell'energia

Per dirla semplicemente, Energy Box riutilizza l'energia catturata e i vantaggi che ne conseguono, rappresentati dall'enorme risparmio economico e dalla riduzione delle emissioni di CO<sub>2</sub> nell'ambiente, sono immediati. I compressori d'aria consumano molta energia. Infatti, l'80% dei costi totali di gestione di un compressore, nel corso della sua intera vita utile, è imputabile al consumo di energia. È per questo che recuperare l'energia del compressore significa risparmiare denaro.

#### Costi totali

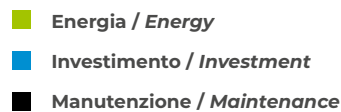


Il modo per farlo consiste nel recuperare il calore generato dalla compressione. Persino il compressore più efficiente trasforma fino al 94% dell'energia elettrica in calore. Una gran parte di questo calore viene dispersa nell'atmosfera attraverso il sistema di raffreddamento del compressore. Con Energy Box è possibile recuperare fino all'80% di questa preziosa energia termica.

### Recovering the energy

*Simply put, the Energy Box reuses captured energy. The value of this immediately shows up in huge cost savings and reduced CO<sub>2</sub> emissions to the environment. Air compressors are big consumers of energy. In fact, over the lifetime of a compressor, energy consumption typically represents 80% of its total cost of ownership. That's why recovering the compressor's energy means saving money.*

#### Total cost of ownership



*The way to achieve this is by harnessing the compression heat. Even the most efficient compressor transforms up to 94% of the electric energy into heat. A large part of this heat is released into the atmosphere via the compressor's cooling system. With the Energy Box, you can recover up to 80% of this valuable thermal energy.*

## Come avviene il recupero

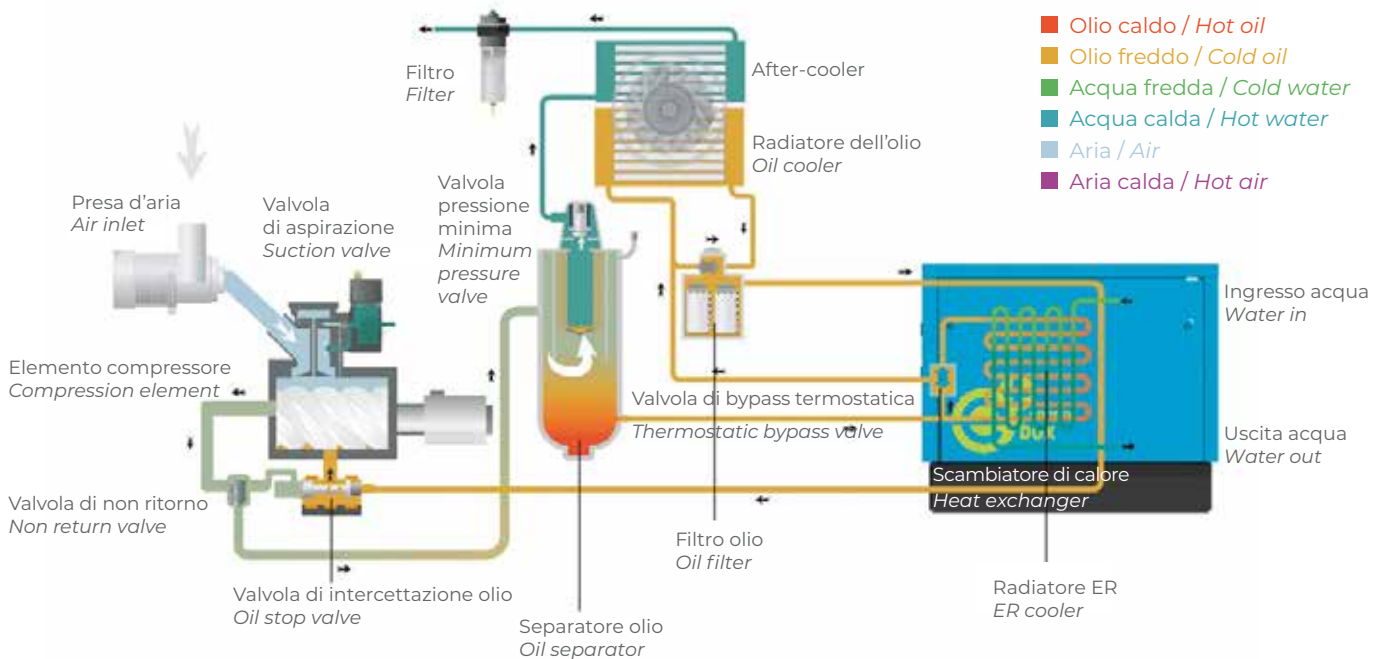
L'olio all'interno di un compressore rotativo a vite a iniezione di olio assorbe il calore generato dalla compressione. Prima di giungere al radiatore, l'olio caldo viene deviato in uno scambiatore di calore all'interno dell'Energy Box, dove il calore viene trasferito in un circuito d'acqua.

La quantità di energia termica recuperata e di denaro risparmiato dipendono dalle dimensioni del compressore e dal suo utilizzo (numero di ore di funzionamento per anno). È possibile raggiungere un recupero pari all'80% e, in caso di acqua calda, del 90% massimo.

## How recovery works

The oil in an oil-injected rotary screw compressor absorbs the compression heat. Before being led to the oil cooler, the hot oil is diverted through a heat exchanger inside the Energy Box, where the heat is transferred to a water circuit.

The amount of thermal energy recovered and money saved depends on the compressor's size and use factor (numbers of operating hours per year). Recovery of up to 80% can be achieved, and in the case of hot water, up to 90%.



### Scopri alcune delle applicazioni di risparmio energetico del Energy Box in diverse aree industriali:

- Generali: impianti di riscaldamento, docce, alimentazione acqua calda
- Caseifici: processo di alimentazione della caldaia, pastorizzazione, essiccazione e processo di cottura, sterilizzazione
- Processo: sintesi di gas, steam cracking, alimentazione caldaia
- Prodotti farmaceutici: mantenimento della temperatura, processo di essiccazione, sterilizzazione
- Tessile: tintura, finitura
- Alimentazione a turbina, umidificazione, ribollitore, spurgo
- E molti altri

### Discover some of the energy saving applications of the Energy Box in different industries:

- Generali: heating systems, showers, hot water feed
- Dairies: process boiler feed, pasteurization, drying & scalding process, sterilization
- Process: synthesis of gas, steam cracking, stripping, boiler feed
- Pharmaceuticals: temperature maintenance, drying process, sterilization, steam barriers
- Textile: dyeing, finishing
- Turbine feed, humidification, reboilers, purge medium
- And many others

### Trova il tuo Energy Box sotto / Find your Energy Box below

Energy Saving Solution	Range del compressore / Compressor coverage	Ordine numero / Order number
Energy Box 11 - 30 kW	Power range from 11 - 30 kw, 15 - 40 HP	2230028691
Energy Box 30 - 55 kW	Power range from 30 - 55 kW, 40 - 75 HP	2230028692
Energy Box 55 - 90 kW	Power range from 55 - 90 kW, 75 - 125 HP	2230028693
Energy Box 90 - 180 kW	Power range from 90 - 180 kW, 125 - 240 HP	2230028694

### Trova il tuo kit di connessione sotto / Find your connection kit below

Energy Saving Solution	Ordine numero / Order number
Kit Energy Box 11 - 30 kW	2230007393
Kit Energy Box 30 - 90 kW	2230007394
Kit Energy Box 90 - 180 kW	2230007304



## ENERGY BOX

### Sfruttamento di energia utile

*Capturing valuable energy*



Type	Cod.	Potenza nominale Rated power		Energia recuperabile Recoverable		Volume acqua riscaldata Heated water volume		Impianti ad alta portata Δt ingresso/uscita = +10°C High water flow systems Δt in/out = +10°C		Impianti a bassa portata Δt ingresso/uscita = +70°C Low water flow systems Δt in/out = +70°C		LxPxH mm in
		kW	HP	kW	HP	70°C (Δt 20°C) litri/anno liter/year	70°C (Δt 50°C) litri/anno liter/year	Portata d'acqua Water flow l/min	Δp ingresso / uscita Δp in/out bar	Portata d'acqua Water flow l/min	Δp ingresso / uscita in/out bar	
SI	2230028691	11	15	8.9	11.9	1,148,113	459,245	11.8	0.008	2.0	0.001	477 x 450 x 807 18.8 x 17.7 x 31.78
		15	20	12.1	16.2	1,560,917	624,367	16.1	0.014	2.7	0.001	477 x 450 x 807 18.8 x 17.7 x 31.78
		18.5	25	15.0	20.0	1,935,022	774,009	19.3	0.019	3.2	0.001	477 x 450 x 807 18.8 x 17.7 x 31.78
		22	30	17.8	23.8	2,296,226	918,490	23.6	0.027	3.9	0.001	477 x 450 x 807 18.8 x 17.7 x 31.78
		30	40	24.2	32.5	3,121,835	1,248,734	32.2	0.048	4.6	0.002	477 x 450 x 807 18.8 x 17.7 x 31.78

Descrizione / Description	Cod.
Kit installazione EB-SI / Installation Kit EB-SI	2230007393

# Filtri aria industriali

## Industrial air filters



### Trattamento dell'aria

#### Air treatment

#### Filtri FQ



Filtro ad intercettazione.  
Filtrazione liquido e polvere 3 µm

*Interception filter.*  
*Liquid and dust filtration 3 µm*

#### Filtri FD



Filtro a coalescenza.  
Filtrazione liquido e polvere 0,01 µm, olio 0,01 mg/m<sup>3</sup>

*Coalescence filter.*  
*Liquid and dust filtration 0,01 µm, oil 0,01 mg/m<sup>3</sup>*

#### Filtri FP



Filtro a coalescenza.  
Filtrazione liquido e polvere 0,1 µm, olio 0,1 mg/m<sup>3</sup>

*Coalescence filter.*  
*Liquid and dust filtration 0,1 µm, oil 0,1 mg/m<sup>3</sup>*

#### Filtri FC



Filtro a carbone attivo.  
Filtrazione olio 0,003 mg/m<sup>3</sup>

*Activated carbon filter.*  
*Oil filtration 0,003 mg/m<sup>3</sup>*

### FQ 1000 ÷ 40000 (3 µm)

Type	Cod. filtro Filter Code	↔			↕	Cod. cartuccia Cartridge code
		l/min	CFM	m <sup>3</sup> /h		
FQ 1000*	1127210250	1000	35.34	60	3/8"	1127210091
FQ 1300*	1127210093	1300	45.94	78	1/2"	1127210092
FQ 2000*	1127210096	2000	70.67	120	3/4"	1127210095
FQ 3300*	1127210098	3300	116.61	198	1"	1127210097
FQ 5600*	1127210254	5600	197.88	335	1"	1127210099
FQ 8500*	1127210255	8500	300.35	510	1-1/2"	1127210100
FQ 13000*	1127210256	13000	459.36	780	1-1/2"	1127210101
FQ 16500 □	1127210257	16500	583.04	990	2"	1127210102
FQ 25000 □	1127210258	25000	883.39	1500	2"	1127210103
FQ 40000 □	1127210521	40000	1412.58	2760	3"	1127210209



\* Completi di scaricatore manuale SC5 e manometro differenziale MDM60 / Equipped with manual drain SC5 and differential pressure gauge MDM60  
 □ Completi di scaricatore automatico SC20 e manometro differenziale MDM60 / Equipped with automatic drain SC20 and differential pressure gauge MDM60

## FP 1000 ÷ 40000 (1 µm)

Type	Cod. filtro Filter Code	↔		↕		Cod. cartuccia Cartridge code
		l/min	CFM	m³/h	BSP	
FP 1000*	1127210259	1000	35.34	60	3/8"	1127210104
FP 1300*	1127210106	1300	45.94	78	1/2"	1127210105
FP 2000*	1127210108	2000	70.67	120	3/4"	1127210107
FP 3300*	1127210110	3300	116.61	198	1"	1127210109
FP 5600*	1127210263	5600	197.88	335	1"	1127210111
FP 8500*	1127210264	8500	300.35	510	1-1/2"	1127210298
FP 13000*	1127210265	13000	459.36	780	1-1/2"	1127210119
FP 16500 □	1127210266	16500	583.04	990	2"	1127210120
FP 25000 □	1127210267	25000	883.39	1500	2"	1127210121
FP 40000 □	1120012561	40000	1412.58	2760	3"	1120012560

- \* Completi di scaricatore manuale SC5 e manometro differenziale MDM60 / Equipped with manual drain SC5 and differential pressure gauge MDM60
- Completi di scaricatore automatico SC20 e manometro differenziale MDM60 / Equipped with automatic drain SC20 and differential pressure gauge MDM60



## FD 1000 ÷ 40000 (0,01 µm)

Type	Cod. filtro Filter Code	↔		↕		Cod. cartuccia Cartridge code
		l/min	CFM	m³/h	BSP	
FD 1000*	1127210268	1000	35.34	60	3/8"	1127210122
FD 1300*	1127210124	1300	45.94	78	1/2"	1127210123
FD 2000*	1127210127	2000	70.67	120	3/4"	1127210125
FD 3300*	1127210129	3300	116.61	198	1"	1127210128
FD 5600*	1127210272	5600	197.88	335	1"	1127210130
FD 8500*	1127210273	8500	300.35	510	1-1/2"	1127210131
FD 13000*	1127210274	13000	459.36	780	1-1/2"	1127210132
FD 16500 □	1127210275	16500	583.04	990	2"	1127210133
FD 25000 □	1127210276	25000	883.39	1500	2"	1127210134
FD 40000 □	1120012562	40000	1412.58	2760	3"	1127210523

- \* Completi di scaricatore manuale SC5 e manometro differenziale MDM60 / Equipped with manual drain SC5 and differential pressure gauge MDM60
- Completi di scaricatore automatico SC20 e manometro differenziale MDM60 / Equipped with automatic drain SC20 and differential pressure gauge MDM60



## FC 1000 ÷ 40000 (0,003 µm)

Type	Cod. filtro Filter Code	↔		↕		Cod. cartuccia Cartridge code
		l/min	CFM	m³/h	BSP	
FC 1000*	1127210277	1000	35.34	60	3/8"	1127210137
FC 1300*	1127210139	1300	45.94	78	1/2"	1127210138
FC 2000*	1127210142	2000	70.67	120	3/4"	1127210140
FC 3300*	1127210146	3300	116.61	198	1"	1127210144
FC 5600*	1127210281	5600	197.88	335	1"	1127210150
FC 8500*	1127210282	8500	300.35	510	1-1/2"	1127210154
FC 13000*	1127210283	13000	459.36	780	1-1/2"	1127210155
FC 16500 □	1127210284	16500	583.04	990	2"	1127210156
FC 25000 □	1127210285	25000	883.39	1500	2"	1127210163
FC 40000 □	1120012563	40000	1412.58	2760	3"	1127210524

- \* Completi di scaricatore manuale SC5 e manometro differenziale MDM60 / Equipped with manual drain SC5 and differential pressure gauge MDM60
- Completi di scaricatore automatico SC20 e manometro differenziale MDM60 / Equipped with automatic drain SC20 and differential pressure gauge MDM60



# Accessori per filtri

## Accessories for filter

### Trattamento dell'aria

*Air treatment*

#### Manometro

*Pressure gauge*

Type	Descrizione / Description	Cod.
MDM 60	Manometro differenziale / <i>Differential pressure gauge</i>	1127110046
MDM 60E	Manometro con contatto elettrico / <i>Pressure gauge with electric contact</i>	1120011042



#### Scaricatori condensa

*Drain valves*

Type	Descrizione / Description	Cod.
SC 5	Scaricatore manuale condensa <i>Manual condensate drain valve</i>	1127560444
SC 10	Scaricatore automatico condensa <i>Automatic condensate drain valve</i>	1127560368
SC 20	Scaricatore automatico condensa di grande portata <i>Large capacity automatic condensate drain valve</i>	1127560369






Type	Descrizione / Description	Cod.	↕
230/50-60/1			BSP
AIRTEC 11	Scaricatore di condensa elettronico programmabile <i>Easy-set adjustable electronic condensate drain valve</i>	1127560108	1/8"
AIRTEC PLUS	Scaricatore di condensa elettronico programmabile <i>Easy-set adjustable electronic condensate drain valve</i>	1127560694	1/4"
AIRTEC P	Scaricatore di condensa elettronico programmabile a comando pneumatico <i>Electronic programmable condensate drain valve with pneumatic piston</i>	1127560559	1/2"



## Serbatoi (con accessori\*)



*Air receivers (with accessories\*)*

Type	Code		Uscita aria Air outlet			ø D	H	
			l	Ø				
100 CE	1124080300	100	3/4"	11	160	400 / 15.8	1340 / 52.8	50 / 111
270 CE	1121710100	270	3/4"	11	160	540 / 1.3	1950 / 76.8	90 / 200
500 CE	1121710101	500	3/4"	11	160	660 / 26	2160 / 85	131 / 291
500 CE 15 bar	1121710103	500	3/4"	15	218	660 / 26	2160 / 85	152 / 337.7
720 CE	1121710102	720	3/4"	11	160	800 / 31.5	2070 / 81.5	202 / 449
900 CE	1121710124	900	1"	11	160	800 / 31.5	2115 / 83.3	210 / 466.6
2000 PED	1121710053	2000	2"	11,5	175	1000 / 39.4	2805 / 110.1	370 / 822
3000 PED	1121710057	3000	3"	11,5	175	1200 / 47.2	2965 / 116.7	550 / 1222
4000 PED	1121710051	4000	3"	11,5	175	1450 / 57	3070 / 120.9	730 / 1622
5000 PED	1121710056	5000	3"	11,5	175	1450 / 57	3570 / 140.6	850 / 888
270 CE Zincato/Galvanized	1121710110	270	3/4"	11	160	540 / 1.3	1950 / 76.8	90 / 200
500 CE Zincato/Galvanized	1121710107	500	3/4"	11	160	660 / 26	2160 / 85	131 / 291
720 CE Zincato/Galvanized	1121710123	720	3/4"	11	160	800 / 31.5	2070 / 81.5	202 / 449
900 CE Zincato/Galvanized	1121710134	900	1"	11	160	800 / 31.5	2115 / 83.3	210 / 466.6



## EK separatori centrifughi di condensa



*EK centrifugal separators for condensate*

Type	Cod. filtro Filter Code						Cod. cartuccia Cartridge code
		l/min	CFM	m³/h	BSP		
EK 2000	1127210286	2000	71	120	3/8"	1127210164	
EK 2600	1127210287	2600	92	155	1/2"	1127210170	
EK 3900	1127210288	3900	138	235	3/4"	1120012411	
EK 6100	1127210289	6100	216	365	1"	1127210173	
EK 12800	1127210291	12800	453	770	1-1/2"	1120012414	
EK 16300	1120012418	16300	753,00	980	1-1/2"	1120012417	
EK 33300	1127210294	33300	1.189,00	2000	2"	1127210174	



## Separatori acqua-olio di condensa a carboni attivi

*Active carbon water-oil condensate separators*

Type	Code				LxPxH	
		l/min	CFM	m³/h		
WATERSEP 1700	1127210293	1700	60	102	230x230x545 5.8x5.8x21.4	5 11.1
WATERSEP 5000	1127210295	5000	177	300	315x275x695 12.4x10.8x27.4	10 22.2
WATERSEP 12500	1127210296	12500	441	750	410x410x1025 16.5x16.5x40.4	25 55.5
KIT WATERSEP 1700	1127210700	-	-	-	-	-
KIT WATERSEP 5000	1127210701	-	-	-	-	-
KIT WATERSEP 12500	1127210702	-	-	-	-	-
KIT TEST 5 PPM	1120012573	-	-	-	-	-





///  
**Efficienti,  
solidi,  
compatti**

///  
*High  
efficiency,  
compact  
size*



# **GRUPPI COMPRESSORI D'ARIA**

*AIR COMPRESSOR PUMPS*



## Gruppo

### Pump



///  
Valvola di sicurezza  
tra 1° e 2° stadio  
*Safety valve between  
first and second  
compression stage*

///  
Piastra valvola in acciaio  
*Steel valve plate*

///  
Convogliatore alta  
efficienza  
*High efficiency conveyer*

///  
Filtro aria bassa  
emissione sonora ed  
alta efficienza  
*High efficiency air filter  
with low noise emission*

///  
Refrigeratore finale per  
basse temperature aria  
in mandata  
*After cooler for low air  
delivery temperature*

///  
Cilindro in ghisa  
*Cast iron cylinder*

///  
Volano di grandi  
dimensioni alta  
efficienza  
*High efficiency  
flywheel*

///  
Spia livello olio di grandi  
dimensioni per un facile  
controllo del livello  
*Larger oil sight glass for  
easy level check*

///  
Tappo scarico olio  
*Oil discharge port*

///  
Tappo integrato carico  
e sfiato  
*Oil tap with charge and  
breef integration*

///  
Refrigeratore  
intermedio per una  
corretta temperatura  
di lavoro  
*Pipe intercooler for  
an efficient working  
temperature*

///  
**AB**

# Gruppi compressori d'aria SENZA OLIO

OIL FREE air compressor pumps



F



///  
**F 201**



///  
**F 114**



///  
**F 130**

Type	Volt/Hz	Code	Flow			Pressure		Power		Cil. St.	min-1	LxPxH	
			l/min	CFM	m <sup>3</sup> /h	bar	psi	HP	kW			mm in	kg lb
F 114	230/50/1 Δ	1122010019	105	3.7	6,3	8	116	1	0,75	1/1	1450	340x185x315 13.2x7.2x12.2	10 22
F 130	230/50/1 Δ	1129990549	150	5.3	9	8	116	0,75	0,55	2/1	1400	250x165x220 9.8x6.5x8.7	11 24
F 201	230/50/1 Δ	1122010321	168	5.94	10	8	116	1,5	1,1	1/1	2850	340x185x315 13.2x7.2x12.2	8 18
F 205	230/50/1 Δ	1122010012	205	7.3	12,3	8	116	1,5	1,1	1/1	2850	340x185x315 13.2x7.2x12.2	8 18

## Imballo singolo e Multipack / Single and Multipack packaging

Type	Codice imballo singolo Single packaging code	LxPxH	Codice imballo Multipack Multipack packaging code	LxPxH	Q.tà Multipack Q.ty Multipack
F 114	1122010194	44x30x33	1123021031	120x80x92	24
F 130	1122010195	44x30x33	1123021032	120x80x92	24
F 201	1122010196	44x30x33	1123021033	120x80x92	24
F 205	1122010197	44x30x33	1123021034	120x80x92	24

## FB 210



Type	Volt/Hz	Code	Flow			Pressure		Power		Cil. St.	min-1	LxPxH	
			l/min	CFM	m <sup>3</sup> /h	bar	psi	HP	kW			mm in	kg lb
FB 210	230/50/1 Δ	1122010045	200	7	12	10	145	2	1,5	2/1	1450	490x340x180 19x13.3x7	14 31

## GMS 100



Type	Volt/Hz	Code	Flow		Pressure		Power		Cil. St.	min-1	LxPxH		
			l/min	CFM	m <sup>3</sup> /h	bar	psi	HP			kW	mm	in
GMS 100	230/50/1 Δ	1122010050	100	3.5	6	8	116	0,75	0,56	1/1	1450	338x180x285 13.2x6.9x11.2	11 24
GMS 105	115/60/1 Δ	1122010051	103	3.6	6,2	8	116	0,75	0,56	1/1	1750	338x180x285 13.2x6.9x11.2	11 24
GMS 105	220/60/1 Δ	1122010055	103	3.6	6,2	8	116	0,75	0,56	1/1	1750	338x180x285 13.2x6.9x11.2	11 24

### Imballo singolo e Multipack / Single and Multipack packaging

Type	Codice imballo singolo Single packaging code	LxPxH	Codice imballo Multipack Multipack packaging code	LxPxH	Q.tà Multipack Q.ty Multipack
GMS 100	1122010198	44x32x33	1123021035	120x80x120	24
GMS 105 - 115V	1122010199	44x30x33	1123021036	120x80x120	24
GMS 105 - 220V	1122010200	44x30x33	1123021037	120x80x120	24

## GMS 150

1 cilindro  
1 cylinder



Type	Volt/Hz	Code	Flow		Pressure		Power		Cil. St.	min-1	LxPxH		
			l/min	CFM	m <sup>3</sup> /h	bar	psi	HP			kW	mm	in
GMS 150	230/50/1 ▲	1122020150	150	5.3	9	8	116	1,5	1,1	1/1	1450	345x280x340 13.5x11x13.2	17 37
GMS 180	115/60/1 ▲	1122020170	187	6.6	11,2	8	116	2	1,5	1/1	1750	345x280x340 13.5x11x13.2	17 37
GMS 180	220/60/1 ▲	1122020172	187	6.6	11,2	8	116	2	1,5	1/1	1750	345x280x340 13.5x11x13.2	17 37

## VS

2 cilindri  
2 cylinder



Type	Volt/Hz	Code									LxPxH		
			l/min	CFM	m <sup>3</sup> /h	bar	psi	HP					kW
VS 204	230/50/1 ▲	1122020520	200	7	12	8	116	2	1,5	2/1	1450	420x320x280 16.5x12.5x11	25 55
VS 204	400/50/3 ▲	1122020521	200	7	12	8	116	2	1,5	2/1	1450	420x320x280 16.5x12.5x11	24 53
VS 244	115/60/1 ▲	1122020555	244	8.6	14,9	8	116	2	1,5	2/1	1750	420x320x280 16.5x12.5x11	24 53
VS 244	220/60/1 ▲x	1122020556	244	8.6	14,9	8	116	2	1,5	2/1	1750	420x320x280 16.5x12.5x11	24 53
VS 255	230/50/1 ▲x	1122020570	250	8.8	15	8	116	2,5	1,8	2/1	1450	420x320x280 16.5x12.5x11	26 57
VS 314	220/60/1 ▲x	1122020582	291	10.3	17,5	8	116	2,5	1,8	2/1	1750	420x320x280 16.5x12.5x11	24 53

### Imballo singolo e Multipack / Single and Multipack packaging

Type	Codice imballo singolo Single packaging code	LxPxH	Codice imballo Multipack Multipack packaging code	LxPxH	Q.tà Multipack Q.ty Multipack
VS 204 - 230 V	1122010184	44x32x33	1123021022	120x80x120	15
VS 204 - 400 V	1122010185	44x32x33	1123021023	120x80x120	15
VS 244 - 115V	1122010186	44x32x33	1123021024	120x80x120	15
VS 244 - 220V	1122010187	44x32x33	1123021025	120x80x120	15
VS 255	1122010188	44x32x33	1123021026	120x80x120	15
VS 314	1122010189	44x32x33	1123021027	120x80x120	15

## Gruppi compressori d'aria LUBRIFICATI

LUBRICATED air compressor pumps









### GM

1 cilindro

1 cylinder



Type	Volt/Hz	Code											LxPxH	
			l/min	CFM	m <sup>3</sup> /h	bar	psi	HP	kW	Cil. St.				
GM 110/15	230/50/1 Δ	1122010126	85	3	5,1	15	218	0,75	0,55	1/1	1420	335x180x280 13x6.9x11	13 29	
GM 130	115/60/1 Δ	1122010147	130	4.6	7.8	8	116	1	0,75	1/1	1720	335x180x280 13x6.9x11	13 29	
GM 148	230/50/1 Δ	1122010180	170	6	10.2	8	116	2	1,5	1/1	2850	345x195x295 13.4x7.6x10.7	9 20	
GM 175	115/60/1 Δ	1122010206	165	5.8	9.9	8	116	1.5	1.1	1/1	3450	335x180x280 13x6.9x11	8 18	
GM 194	230/50/1 Δ	1122010190	190	6,7	11,4	8	116	2	1,5	1/1	2850	285x450x480 11.2x17.6x18.8	12 26	
GM 250	115/60/1 Δ	1122010250	230	8.3	13.9	8	116	2	1,5	1/1	3450	331x175x295 13x6.9x11.5	13 29	
GM 250	220/60/1 Δ	1122010258	230	8.3	13.9	10	145	2	1,5	1/1	3450	331x175x295 13x6.9x11.5	13 29	
GM 245	230/50/1 Δ	1122010220	250	8.8	15	10	145	2.5	1.85	1/1	2850	360x210x300 14,1x8,2x11,8	13 29	
GM 302	230/50/1 Δ*	1122010240	290	10,2	17,4	10	145	3	2.2	1/1	2850	360x210x300 14,1x8,2x11,8	14 31	
GM 310	115/60/1 Δ	1122010751	285	10	17	10	145	2.5	1.85	1/1	3450	380x190x310 14.8x7.4x12	14 31	

### Imballo singolo e Multipack / Single and Multipack packaging

Type	Codice imballo singolo Single packaging code	LxPxH	Codice imballo Multipack Multipack packaging code	LxPxH	Q.tà Multipack Q.ty Multipack
GM 110/15	1122010181	44x30x33	1123021016	120x80x120	24
GM 130	1122010182	44x30x33	1123021017	120x80x120	24
GM 148	1122010180	38x21x37	1123021018	130x91x94	60
GM 175	1122010183	38x21x38	-	-	-
GM 194	1122010190	38x21x37	1123021019	130x90x97	60
GM 245	1122010220	38x21x37	1123021020	123x104x95	54
GM 302	1122010240	38x21x37	1123021021	120x104x95	54

## S 15



Type	Code	Flow		Pressure		Power		Grup. Pump	Cil. St.	min-1	dB (A)	LxPxH			
		l/min	CFM	m <sup>3</sup> /h	bar	psi	Type					HP	mm in	kg lb	
S15	senza motore without engine	1122020201	275	9.7	16,5	10	145	-	-	S 15	1/1	-	175x210x285 6.9x8.3x11.2	5 11	
S15		1122020005	275	9.7	16,5	10	145	GP 160	5	S 15	1/1	3400	75	480x390x320 18.9x15.4x12.6	15 33

### Imballo singolo e Multipack / Single and Multipack packaging

Type	Codice imballo singolo Single packaging code	LxPxH	Codice imballo Multipack Multipack packaging code	LxPxH	Q.tà Multipack Q.ty Multipack
S15	1122010201	44x30x33	1123021038	120x80x120	90

## Gruppi compressori d'aria LUBRIFICATI

LUBRICATED air compressor pumps

### VX

2 cilindri  
2 cylinder



VX 304



VX 360

Type	Volt/Hz	Code	Flow		Pressure		Power		Cil. St.	min-1	LxPxH		
			l/min	CFM	m <sup>3</sup> /h	bar	psi	HP			kW	mm in	kg lb
VX 255	230/50/1 ▲	1122020650	250	8.8	15	10	145	2	1,5	2/1	1450	425x330x300 16.7x13x11.8	21 46
VX 304	230/50/1 ▲x	1122020700	300	10.5	18	10	145	2,5	1,8	2/1	1450	425x330x300 16.7x13x11.8	25 55
VX 360	230/50/1 ▲	1122020730	300	10.5	18	10	145	3	2,2	2/1	2850	425x330x300 16.7x13x11.8	25 55

### Imballo singolo e Multipack / Single and Multipack packaging

Type	Codice imballo singolo Single packaging code	LxPxH	Codice imballo Multipack Multipack packaging code	LxPxH	Q.tà Multipack Q.ty Multipack
VX 255	1122010191	44x32x33	1123021028	120x80x120	15
VX 304	1122010192	44x32x33	1123021029	120x80x120	15
VX 360	1122010193	44x32x33	1123021030	120x80x120	15

**AB 268 - AB 360 - AB 515**Monostadio  
Single stage///  
**AB 268**///  
**AB 360**///  
**AB 515**

Type	Code													Ø Volano Flywheel Ø	LxPxH	
		l/min	CFM	m <sup>3</sup> /h	l/min	CFM	m <sup>3</sup> /h	bar	psi	HP	kW					
AB 268	1129102238	250	8.8	15	159	5.6	9,5	10	145	2	1,5	2/1	1240	300x1A 12.8x1A	300x244x361 11.8x9.6x14.2	11 24
AB 360	1129101142	350	12.4	21	225	7.9	13,5	10	145	3	2,2	2/1	1500	300x1A 12.8x1A	350x300x400 13.8x11.8x15.8	12 26
AB 515	1123020004	400	14.1	24	280	9.8	16,8	10	145	3	2,2	2/1	1000	345x1/3V 13.58x1/3V	350x300x400 13.8x11.8x15.8	12 26
		510	18.2	30,6	335	11.8	20,1	10	145	4	3	2/1	1280			

**Imballo singolo e Multipack / Single and Multipack packaging**

Type	Codice imballo singolo Single packaging code	LxPxH	Codice imballo Multipack Multipack packaging code	LxPxH	Q.tà Multipack Q.ty Multipack
AB 268	1123020500	35x34x41	1123021001	110x97x123	48
AB 360	1123020502	35x34x41	1123021002	120x80x175	48
AB 415 - D300	1123020503	41x38x46	1123021003	112x97x196	24
AB 415 - D350	1123020504	41x38x46	1123021004	112x97x196	24

**Gruppi compressori d'aria LUBRIFICATI**

LUBRICATED air compressor pumps

**AB 525 - AB 598 - AB 678 - AB 858 - AB 998 - AB 1000 - AB 1500**Bistadio  
Two stage///  
**AB 525**///  
**AB 598**///  
**AB 858**///  
**AB 1000**



## AB 525 - AB 598 - AB 678 - AB 858 - AB 998 - AB 1000 - AB 1500

Type	Code											Cil. St.		Ø Volano Flywheel ø	LxPxH	
		l/min	CFM	m <sup>3</sup> /h	l/min	CFM	m <sup>3</sup> /h	bar	psi	HP	kW					
AB 525	1123020006	440	15.5	26,7	330	11.6	19,8	10	145	4	3	2/2	1280	345x1SPZ 13.58x1-3V	350x350x400 13.8x13.8x15.8	12 27
		490	17.3	29,4	380	13.4	22,8	10	145	5,5	4	2/2	1440			
AB 598	1123020107	540	19	32,4	405	14.3	21	10	145	4	3	2/2	1170	400x1SPZ 15.8x1-3V	400x330x440 15.8x13x17.3	17 37.5
		598	21.1	35,9	450	15.9	27	10	145	5,5	4	2/2	1270			
AB 678	1123020110	650	23	39	520	18.5	31,2	10	145	5,5	4	2/2	1000	400x1SPZ 15.8x1-3V	400x350x500 15.8x13.8x19.7	31 68
AB 858	1123020111	830	29.3	50	640	22.5	38,5	10	145	7,5	5,5	2/2	1280	430x2A 16.9x2A	430x350x510 16.9x13.8x20	34 75
AB 998	1123020108	830	29.3	49,8	590	20.8	35,4	10	145	7,5	5,5	2/2	980	430x2A 16.9x2A	430x350x510 16.9x13.8x20	37 82
		1070	37.8	64,2	785	27.7	47,1	10	145	10	7,5	2/2	1270			
AB 1000 *	1123020060	1050	37.8	63	840	30	50	10	145	10	7,5	2/2	1080	530x2A 20.9x2A	530x430x600 20.9x19.8x23.6	58 128
AB 1500 *	1123020060	1400	49.5	84	1130	39.9	67,8	10	145	15	11	2/2	1400	530x2A 20.9x2A	530x430x600 20.9x19.8x23.6	58 128

### Alta pressione / High pressure 14 bar

AB 598/14	1123020107	540	19	32,4	385	13.6	23,1	14	203	5,5	4	2/2	1140	400x1SPZ 15.8x1-3V	400x330x440 15.8x13x17.3	17 38
AB 678/14	1123020110	510	18	30,6	360	12,7	21,6	14	203	5,5	4	2/2	780	400x1SPZ 15.8x1-3V	400x350x500 15.8x13.8x19.7	31 68
AB 858/14	1123020111	650	23	39	440	15,5	26,4	14	203	7,5	5,5	2/2	1000	430x2A 16.9x2A	430x350x510 16.9x13.8x20	34 75
AB 998/14	1123020108	665	23.4	40	455	16	27,3	14	203	7,5	5,5	2/2	785	430x2A 16.9x2A	430x350x510 16.9x13.8x20	37 82
		830	29.3	49,8	570	20,1	34,2	14	203	10	7,5	2/2	980			
AB 1000/14	1123020060	900	32.4	54	720	25,7	43,2	14	203	10	7,5	2/2	850	530x2A 20.9x2A	530x430x600 20.9x19.8x23.6	58 128

### Gruppo con controllo automatico livello olio / Pump with automatic oil level control

AB 998 AP	1123020118	665	23.4	40	455	16	27,3	14	203	7,5	5,5	2/2	785	430x2A 16.9x2A	530x350x510 20.9x13.8x20	34 75
-----------	------------	-----	------	----	-----	----	------	----	-----	-----	-----	-----	-----	-------------------	-----------------------------	----------

\* Disponibile SOLO imballo singolo / Available ONLY single packaging

### Imballo singolo e Multipack / Single and Multipack packaging

Type	Codice imballo singolo Single packaging code	LxPxH	Codice imballo Multipack Multipack packaging code	LxPxH	Q.tà Multipack Q.ty Multipack
AB 525	1123020505	41x38x46	1123021005	120x80x196	24
AB 598	1123020550	45x41x66	1123021006	125x90x150	12
AB 678	1123020553	45x41x66	1123021007	125x90x150	12
AB 808	1123020556	45x41x66	1123021008	125x90x150	12
AB 858	1123020555	45x41x66	1123021009	125x90x150	12
AB 998	1123020557	45x41x66	1123021010	125x90x150	12
AB 1000-1500	1123020592	58x46x70	1123021011	120x96x84	4
AB 1500	-	58x46x70	-	120x96x84	4
AB 598 -S	1123020588	45x41x66	1123021012	125x90x150	12
AB 678 -S	1123020589	45x41x66	1123021013	125x90x150	12
AB 858 -S	1123020590	45x41x66	1123021014	125x90x150	12
AB 998 -S	1123020591	45x41x66	1123021015	125x90x150	12

## Gruppi compressori d'aria

*Air compressor pumps*

### CCS

#### Basamento

*Base*



Type	Volt/Hz	Code	↻		⌚		↻		⌚	⌚	↻	LxPxH	📦	
			l/min	CFM	m <sup>3</sup> /h	bar	psi	HP	kW	Grup. Pump	Cil. St.			min-1
CCS 268 M	230/50/1 Δ	1122030072	250	8.8	15	10	145	2	1,5	AB 268	2/1	1240	510x310x340 20.1x12.2x13.4	26 57
CCS 360 M	230/50/1 Δ	1122030140	350	12.4	21	10	145	3	2,2	AB 360	2/1	1500	510x330x340 20.1x13x13.4	27 59
CCS 268	400/50/3 Δ	1122030078	250	8.8	15	10	145	2	1,5	AB 268	2/1	1240	510x310x340 20.1x12.2x13.4	26 57
CCS 360	400/50/3 Δ	1122030149	350	12.4	21	10	145	3	2,2	AB 360	2/1	1500	510x330x340 20.1x13x13.4	27 59

### ABB

#### Basamento

*Base*



Type	Volt/Hz	Code	↻		⌚		↻		⌚	⌚	↻	LxPxH	📦	
			l/min	CFM	m <sup>3</sup> /h	bar	psi	HP	kW	Grup. Pump	Cil. St.			min-1
ABB 360 M	230/50/1	1122030106	350	12.4	21	10	145	3	2,25	AB 360	2/1	1450	520x360x370 20.5x14.2x14.6	29 64
ABB 360	400/50/3	1122030107	350	12.4	21	10	145	3	2,25	AB 360	2/1	1450	520x360x370 20.5x14.2x14.6	29 64
ABB 415	400/50/3	1122030083	397	14	23,8	10	145	3	2,25	AB 515	2/1	1210	570x350x370 22.4x13.8x14.6	38 83,8
ABB 515	400/50/3	1122030084	482	17	28,9	10	145	4	3	AB 515	2/1	1470	570x350x370 22.4x13.8x14.6	40 88
ABB 425	400/50/3	1122030079	440	15.5	26,4	10	145	4	3	AB 525	2/2	1280	570x350x370 22.4x13.8x14.6	38 83,8
ABB 525	400/50/3	1122030109	490	17.3	29,4	10	145	5,5	4	AB 525	2/2	1440	570x350x370 22.4x13.8x14.6	40 88
ABB 498	400/50/3	1122030040	480	16.9	28,8	10	145	4	3	AB 598	2/2	1200	760x400x520 29.5x15.8x20.5	55 121
ABB 598	400/50/3	1122030041	550	18.4	33	10	145	5,5	4	AB 598	2/2	1400	760x400x520 29.5x15.8x20.5	60 132
ABB 678	400/50/3	1122030043	650	23	39	10	145	5,5	4	AB 678	2/2	1000	760x400x590 29.5x15.8x23.2	70 154
ABB 858	400/50/3	1122030045	830	29.3	50	10	145	7,5	5,5	AB 858	2/2	1280	840x430x590 33.1x16.9x23.2	75 165
ABB 998	400/50/3	1122030049	1070	37.8	64,2	10	145	10	7,5	AB 998	2/2	1270	840x430x590 33.1x16.9x23.2	77 170
ABB 1000	400/50/3	1122030071	1050	37.8	63	10	145	10	7,5	AB 1000	2/2	1080	1050x460x660 41.3x18.1x26.0	95 209

## Staffa Bracket



Descrizione / Description	Type	Code
Staffa di posizionamento a terra per basamento ABB Floor positioning bracket for ABB base	ABB 268 - 360 - 415 - 510	1127510812
	ABB 498 - 598 - 678 - 858 - 998 - 1000	1127510808

## EBS



Type	Volt/Hz	Code							LxPxH					
			l/min	CFM	m³/h	bar	psi	HP	kW	Grup. Pump	Cil. St.	min-1	mm in	kg lb
EBS 678 ○	400/50/3	1122030057	650	23	39	10	145	5,5	4	AB 678	2/2	1000	750x400x590 29.6x15.8x23.2	70 154
EBS 958 ○	400/50/3	1122030060	830	29.3	49,8	10	145	7,5	5,5	AB 958	2/2	980	890x456x730 35x17.9x28.7	75 165
EBS 998 ○	400/50/3	1122030070	1070	37.8	64,2	10	145	10	7,5	AB 998	2/2	1270	890x456x730 35x17.9x28.7	77 170
EBS 1000 ○	400/50/3	1122030201	1050	37.8	63	10	145	10	7,5	AB 1000	2/2	1080	1050x460x660 41.3x18.1x26	95 210
EBS 1500 ○	400/50/3	1122030202	1400	49.5	84	10	145	15	11	AB 1500	2/2	1400	1050x460x660 41.3x18.1x26	95 210



///  
**Velocizza  
il tuo  
progetto**

///  
*Get your  
work done  
faster*



# ACCESSORI

AIR TOOLS



## Raccorderia

### Fittings

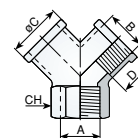


## 240

### Raccordo a "Y" (FFF) / "Y" joint (FFF)



Type	Code	A	B	C	D	CH		Q
240/1	1126000009	1/8"	1/8"	13,5	8	14		1
240/2	1126000008	1/4"	1/4"	17,5	10	17		1
240/3	1126000010	3/8"	3/8"	21	11	20		1

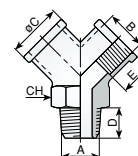


## 245

### Raccordo a "Y" (FMF) / "Y" joint (FMF)



Type	Code	A	B	C	D	E	CH		Q
245/1	1126000012	1/8"	1/8"	13,5	8	8	11		1
245/2	1126000011	1/4"	1/4"	17,5	10	10	13		1
245/3	1126000013	3/8"	3/8"	21	11	11	17		1

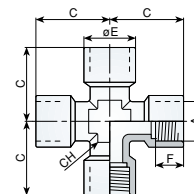


## 250

### Raccordo a croce (FFFF) / Cross joint (FFFF)



Type	Code	A	C	E	F	CH		Q
250/1	1126000016	1/8"	21	13	8	10		1
250/2	1126000015	1/4"	25,5	17	11	13		1
250/3	1126000017	3/8"	28	21	11,5	17		1
250/4	1126000014	1/2"	33,5	26,5	14	21		1

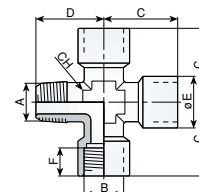


## 253

### Raccordo a croce (MFFF) / Cross joint (MFFF)



Type	Code	A	B	C	D	E	F	CH		Q
253/1	1126000020	1/8"	1/8"	21	18	13	8	11		1
253/2	1126000019	1/4"	1/4"	24,5	23,5	17	10	13		1
253/3	1126000021	3/8"	3/8"	28	26	21	11	17		1
253/4	1126000018	1/2"	1/2"	33,5	31	26,5	14	21		1

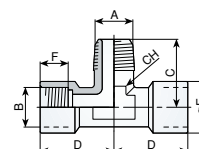


## 255

### Raccordo a "T" (FMF) / "T" joint (MFFF)



Type	Code	A	B	C	D	E	F	CH		Q
255/1	1126000024	1/8"	1/8"	18,5	21	13	8	11		2
255/2	1126000023	1/4"	1/4"	23	24,5	17	10	13		2
255/3	1126000025	3/8"	3/8"	26	28	21	11	17		1
255/4	1126000022	1/2"	1/2"	31,5	35	26,5	14	20		1



## Raccorderia

### Fittings

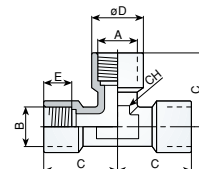


## 258

### Raccordo a "T" (FFF) / "T" joint (FFF)



Type	Code	A	B	C	D	E	CH		Q
258/1	1126000028	1/8"	1/8"	21	13	8	11	1120008175	1
258/2	1126000027	1/4"	1/4"	24,5	17	10	13	1126001122	1
258/3	1126000030	3/8"	3/8"	28	21	11	17	1120008176	1
258/4	1126000026	1/2"	1/2"	34,5	26,5	14	20	1120007799	1

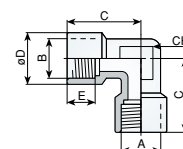


## 260

### Raccordo a "L" (FF) / "L" joint (FF)



Type	Code	A	B	C	D	E	CH		Q
260/1	1126000033	1/8"	1/8"	21	13	8	11	1120008179	1
260/2	1126000032	1/4"	1/4"	24,5	17	10	13	1120008178	1
260/3	1126000034	3/8"	3/8"	28	21	11	17	1120008180	1
260/4	1126000031	1/2"	1/2"	35	26,5	14	20	1120008177	1

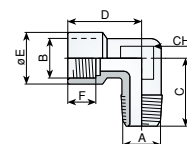


## 265

### Raccordo a "L" (FM) / "L" joint (FM)



Type	Code	A	B	C	D	E	F	CH		Q
265/1	1126000037	1/8"	1/8"	18,5	21	13	8	11	1120008182	1
265/2	1126000036	1/4"	1/4"	23	24,5	17	10	13	1126001123	1
265/3	1126000039	3/8"	3/8"	26	28	21	11	17	1126001124	1
265/4	1126000035	1/2"	1/2"	31,5	35	26,5	14	20	1120008181	1

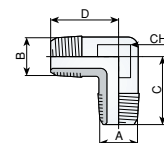


## 266

### Raccordo a "L" (MM) / "L" joint (MM)



Type	Code	A	B	C	D	CH		Q
266/1	1126000042	1/8"	1/8"	18,5	18,5	11	1120008185	1
266/2	1126000041	1/4"	1/4"	23	23	13	1120008184	1
266/3	1126000043	3/8"	3/8"	26	26	17	1120008186	1
266/4	1126000040	1/2"	1/2"	31,5	31,5	20	1120008183	1

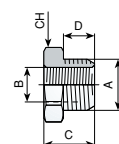


## 270

### Riduzione con filettatura cilindrica / Cylindrical thread reducer



Type	Code	A	B	C	D	CH		Q
270/1	1126000047	1/4"	1/8"	13	8	17	1126001127	1
270/2	1126000052	3/8"	1/8"	16	10	22	1126001130	1
270/3	1126000051	3/8"	1/4"	16	10	22	1126001129	1
270/4	1126000045	1/2"	1/8"	15,5	10	24	1120008187	1
270/5	1126000044	1/2"	1/4"	19	12	26	1126001125	1
270/6	1126000046	1/2"	3/8"	19	12	26	1126001126	1
270/7	1126000049	3/4"	1/4"	17,5	12	30	1126001128	1
270/8	1126000050	3/4"	3/8"	17,5	11	30	1120008189	1
270/9	1126000048	3/4"	1/2"	17,5	11	30	1120008188	1



## Raccorderia

### Fittings

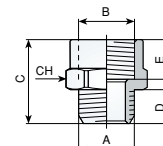


## 275

### Riduzione con filettatura cilindrica (M - F) / Cylindrical thread reducer (M - F)



Type	Code	A	B	C	D	E	CH		Q
275/1	1126000060	1/8"	1/8"	18	6	8	14	1126001135	1
275/2	1126000059	1/8"	1/4"	21	6	10	17	1126001134	1
275/3	1126000061	1/8"	3/8"	24	10	11	22	1120008193	1
275/4	1126000058	1/8"	1/2"	21	8	8	17	1120008192	1
275/5	1126000056	1/4"	1/4"	22	8	10	17	1126001132	1
275/6	1126000057	1/4"	3/8"	24	8	11	22	1126001133	1
275/7	1126000055	1/4"	1/2"	30	12	11	26	1126001131	1
275/8	1126000065	3/8"	3/8"	24	10	10	22	1126001137	1
275/9	1126000063	3/8"	1/2"	26	10	11	22	1120008195	1
275/10	1126000064	3/8"	3/4"	28	10	13	26	1126001136	1
275/11	1126000053	1/2"	1/2"	30	12	11	26	1120008190	1
275/12	1126000054	1/2"	3/4"	31	12	13	26	1120008191	1
275/13	1126000062	3/4"	3/4"	32	12	13	30	1120008194	1

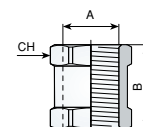


## 280

### Manicotto con filettatura cilindrica (F - F) / Cylindrical thread connector (F - F)



Type	Code	A	B	CH		Q
280/1	1126000071	1/8"	1/8"	14	1126001139	1
280/5	1126000068	1/4"	1/4"	17	1126001138	1
280/8	1126000074	3/8"	3/8"	22	1120008197	1
280/10	1126000066	1/2"	1/2"	26	1120008196	1

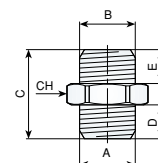


## 290

### Niplo con filettatura cilindrica (M - M) / Cylindrical thread nipple (M - M)



Type	Code	A	B	C	D	E	CH		Q
290/1	1126000085	1/8"	1/8"	17	6	6	14	1126001144	1
290/2	1126000084	1/8"	1/4"	19	6	8	17	1126001143	1
290/3	1126000086	1/8"	3/8"	22	6	10	20	1120008200	1
290/4	1126000083	1/8"	1/2"	28	10	12	24	1120008199	1
290/5	1126000081	1/4"	1/4"	21	8	8	17	1126001141	1
290/6	1126000082	1/4"	3/8"	24	8	10	20	1126001142	1
290/7	1126000080	1/4"	1/2"	26	8	12	24	1126001140	1
290/8	1126000089	3/8"	3/8"	26	10	10	20	1126001146	1
290/9	1126000088	3/8"	1/2"	28	10	12	24	1126001145	1
290/10	1126000078	1/2"	1/2"	30	12	12	24	1120008198	1
290/11	1126000087	3/4"	3/4"	28,5	11	11	30	1120008201	1

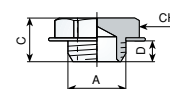


## 295

### Tappo con filettatura cilindrica (M) / Cylindrical thread plug (M)



Type	Code	A	C	D	CH		Q
295/1	1126000092	1/8"	11	6	14	1120008203	1
295/2	1126000091	1/4"	13	8	17	1126001147	1
295/3	1126000094	3/8"	15	10	19	1120008205	1
295/4	1126000090	1/2"	16	10	24	1120008202	1
295/5	1126000093	3/4"	16,5	11	30	1120008204	1
295/6	1126000095	1"	19	13	38	1120008206	1
295/7	1126000096	1" 1/4	21	15	42	1120008207	1





## Raccorderia


### Fittings

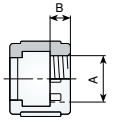


## 340

Dado fresato (F) / Milled nut (F)



Type	Code	A	B		Q
340/1	1126000099	1/4"	6	1126001148	1
340/2	1126000100	3/8"	6	1126001149	1

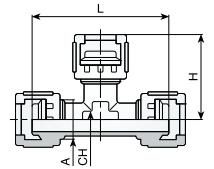


## 345

Giunzione a "T" con dadi fresati (M) / "T" joint with milled nuts (M)




Type	Code	A	H	L	CH		Q
345	1126000101	1/4"	25,5	51	13	1126001150	1

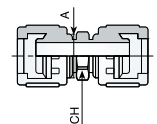


## 350

Giunzione lineare con dadi fresati (M) / Linear joint with milled nuts (M)




Type	Code	A	CH		Q
350	1126000102	1/4"	14	1126001151	1

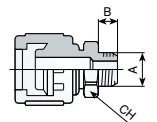


## 360

Raccordo con dado fresato (M) / Joint with milled nut (M)




Type	Code	A	B	CH		Q
360/1	1126000103	1/4"	9	14	1126001152	1
360/2	1126000104	3/8"	8,5	19	1126001153	1

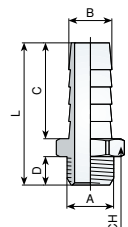


## 370

Raccordo a resca (M) / Joint tail fitting (M)



Type	Code	A	B mm	B in	C	D	L	CH		Q
370/1	1126000119	1/4"	6	0,24"	22	8	34,5	15	1126001158	1
370/2	1126000120	1/4"	8	0,31"	22	8	34,5	15	1126001159	1
370/3	1126000121	1/4"	10	0,39"	22	8	34,5	15	1120008209	1
370/4	1126000122	1/4"	12	0,47"	22	8	34,5	15	1120008210	1
370/6	1126000123	3/8"	8	0,31"	24	9	38	19	1120008211	1
370/7	1126000124	3/8"	10	0,39"	24	9	38	19	1120008212	1
370/8	1126000125	3/8"	12	0,47"	24	9	38	19	1120008213	1



## Raccorderia

### Fittings

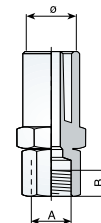


## 380

### Raccordo con mascherina portagomma (F) / Joint with rubber hose sleeve (F)



Type	Code	A	ø mm	ø in	B	N	Q
380/1	1126000126	1/4"	6x14	0,24"x0,55"	8	1120008214	1
380/2	1126000127	1/4"	8x17	0,31"x0,67"	8	1120008215	1
380/3	1126000128	3/8"	6x14	0,24"x0,55"	11	1120008216	1
380/4	1126000129	3/8"	8x17	0,31"x0,67"	11	1120008217	1

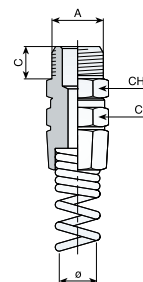


## 502

### Raccordo girevole con molla per fissaggio tubi RILSAN (M) / Rotating joint with spring for RILSAN hose (M)



Type	Code	A	ø mm	ø in	C	CH	CH1	N	Q
502/1	1126000222	1/4"	6x4	0,24"x0,55"	10	12	14	1126000981	2
502/2	1126000223	1/4"	8x5	0,31"x0,2"	10	12	14	1126000982	2
502/3	1126000224	1/4"	8x6	0,31"x0,24"	8	14	14	1126000983	2
502/4	1126000227	1/4"	10x6,5	0,39"x0,25"	8	16	14	1126000986	2
502/5	1126000225	1/4"	10x8	0,39"x0,31"	8	16	14	1126000984	2
502/6	1126000226	1/4"	12x8	0,47"x0,31"	9,5	17	15	1126000985	2
502/7	1120005912	3/8"	10x8	0,39"x0,31"	8	16	14	1120007900	2
502/8	1126000228	3/8"	12x10	0,47"x0,39"	9,5	17	15	1120007901	2

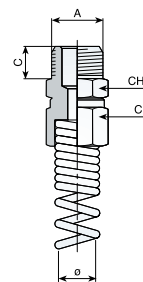


## 503

### Raccordo con molla per fissaggio tubi RILSAN (M) / Joint with spring for RILSAN hose (M)



Type	Code	A	ø mm	ø in	C	CH	CH1	N	Q
503/1	1126000229	1/4"	8x6	0,31"x0,24"	10	12	14	1126000987	2
503/2	1126000230	1/4"	10x8	0,39"x0,31"	8	14	14	1120007902	2
503/3	1120005914	3/8"	10x8	0,39"x0,31"	8	16	14	1120007903	2
503/4	1126000231	3/8"	12x10	0,47"x0,39"	9,5	17	15	1126000988	2



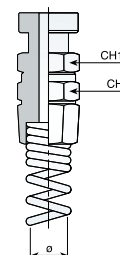
## 504

### Raccordo girevole a baionetta con molla per fissaggio tubi RILSAN

#### Bayonet rotating joint with spring for RILSAN hose



Type	Code	ø mm	ø in	CH	CH1	N	Q
504/1	1126000232	8x6	0,31"x0,24"	14	15	1126000989	2
504/2	1120005915	10x8	0,39"x0,31"	16	15	1126000990	2
504/3	1126000233	12x10	0,47"x0,39"	17	15	1120007905	2



## Raccorderia

### Fittings



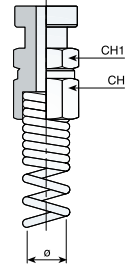
## 505

### Raccordo a baionetta con molla per fissaggio tubi RILSAN

Bayonet joint with spring for RILSAN hose



Type	Code	ø mm	ø in	CH	CH1		Q
505/1	1126000234	8x6	0,31"x0,24"	14	15	1126000991	2
505/2	1126000235	10x8	0,39"x0,31"	16	15	1126000992	2
505/3	1120005916	12x10	0,47"x0,39"	17	15	1120007906	2

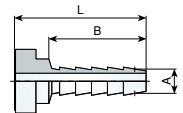


## 365

### Raccordo a baionetta con resca / Bayonet joint with tail fitting



Type	Code	A mm	A in	B	L		Q
365/1	1126000112	6	0,24"	22	31	1126001156	1
365/2	1126000113	8	0,31"	22	31	1126001157	1



## 385

### Raccordo a baionetta con mascherina portagomma / Bayonet joint with rubber hose sleeve



Type	Code	ø mm	ø in		Q
385/1	1126000130	6x14	0,24"x0,55"	1126001160	1
385/2	1126000131	8x17	0,31"x0,67"	1126001161	1

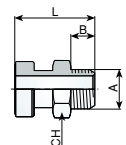


## 390

### Raccordo a baionetta filettato maschio (M) / Male threaded bayonet joint (M)



Type	Code	A	B	L	CH		Q
390/1	1126000132	1/4"	6,5	23	15	1126001162	1
390/2	1126000133	3/8"	7,5	24,5	19	1120008218	1

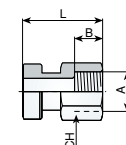


## 395

### Raccordo a baionetta filettato femmina (F) / Female threaded bayonet joint (F)



Type	Code	A	B	L	CH		Q
395/1	1126000134	1/4"	9,5	21,5	15	1126001163	1
395/2	1126000135	3/8"	9,5	25	19	1120008219	1



## Raccorderia

### Fittings



## 361

### Fascetta stringitubo gomma / "O" clip



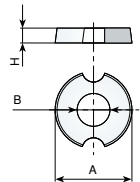
Type	Code	mm	in	dimensioni size		Q
361/0	1126000108	13x15	0,51"x0,59"	6 - 9	1126001155	4
361/1	1126000110	17x20	0,66"x0,78"	9 - 12	1120008208	4
361/2	1126000106	11x15	0,43"x0,59"	13 - 15	1126001154	4

## 396

### Guarnizione per raccordi a baionetta / Bayonet joints gasket



Type	Code	A	B	H		Q
396	1126000136	13	6	3	1126001164	5

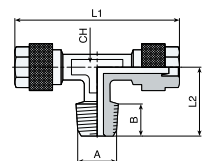


## 660

### Raccordo a "T" conico (M) / Conical "T" joint (M)



Type	Code	A	ø mm	ø in	B	L1	L2	CH		Q
660/1	1126000320	1/8"	6x4	0,24"x0,16"	7,5	37,2	15	8	1126001222	1
660/2	1126000319	1/4"	6x4	0,24"x0,16"	11	41,2	19	8	1126001221	1
660/3	1126000322	1/8"	8x6	0,31"x0,24"	7,5	39,8	16,5	9	1120008310	1
660/4	1126000321	1/4"	8x6	0,31"x0,24"	11	43,8	20,5	9	1120008309	1
660/5	1120005949	1/4"	10x8	0,39"x0,31"	11	48	22	11	1120008311	1
660/6	1126000323	3/8"	10x8	0,39"x0,31"	11,5	51	22	11	1120008312	1
660/7	1126000324	3/8"	12x10	0,47"x0,39"	11,5	54	22,5	14	1120008313	1

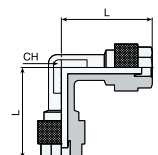


## 661

### Raccordo a "L" intermedio / "L" straight joint



Type	Code	ø mm	ø in	L	CH		Q
661/1	1126000325	6x4	0,24"x0,16"	20,6	8	1126001223	1
661/2	1126000329	8x6-6x4	0,31"x0,24"-0,24"x0,16"	21,9	9	1120008317	1
661/3	1126000326	8x6	0,31"x0,24"	21,9	9	1120008314	1
661/4	1126000327	10x8	0,39"x0,31"	25,5	11	1120008315	1
661/5	1126000328	12x10	0,47"x0,39"	27	13	1120008316	1



## Raccorderia

### Fittings

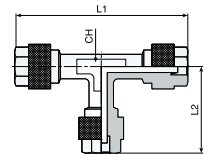


## 665

### Raccordo a "T" intermedio / "T" straight joint



Type	Code	ø mm	ø in	L1	L2	CH	N	Q
665/1	1126000330	6x4	0,24"x0,16"	41,2	20,6	8	1120008318	1
665/2	1126000334	8x6-6x4	0,31"x0,24"-0,24"x0,16"	43,8	20,6	9	1120008322	1
665/3	1126000331	8x6	0,31"x0,24"	43,8	21,9	9	1120008319	1
665/4	1126000335	10x8-6x4	0,39"x0,31"-0,24"x0,16"	51	20,6	11	1120008323	1
665/5	1126000336	10x8-8x6	0,39"x0,31"-0,31"x0,24"	51	21,9	11	1120008324	1
665/6	1126000332	10x8	0,39"x0,31"	51	25,5	11	1120008320	1
665/7	1126000333	12x10	0,47"x0,39"	54	28	13	1120008321	1

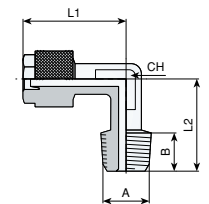


## 670

### Raccordo a "L" per tubo RILSAN (M) / "L" joint for RILSAN hose (M)



Type	Code	A	ø mm	ø in	B	L1	L2	CH	N	Q
670/1	1126000338	1/8"	6x4	0,24"x0,16"	7,5	18,5	15	8	1126001225	1
670/2	1126000337	1/4"	6x4	0,24"x0,16"	11	20,6	19	8	1126001224	1
670/3	1126000339	1/4"	8x6	0,31"x0,24"	11	21,9	19	9	1120008325	1
670/4	1126000340	1/4"	10x8	0,39"x0,31"	11	24	22	11	1120008327	1
670/5	1126000341	3/8"	12x10	0,47"x0,39"	11,5	27	22,5	13	1120008328	1
670/6	1120005959	1/8"	8x6	0,31"x0,24"	7,5	19,9	16,5	9	1120008326	1

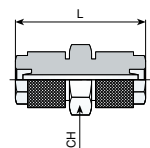


## 675

### Giunzione per tubo RILSAN / Intermediate joint for RILSAN hose



Type	Code	ø mm	ø in	L	CH	N	Q
675/1	1126000342	6x4	0,24"x0,16"	27,5	8	1126001226	1
675/2	1126000343	8x6	0,31"x0,24"	31,7	8	1120008329	1
675/3	1126000344	10x8	0,39"x0,31"	32,2	12	1120008330	1
675/4	1126000345	12x10	0,47"x0,39"	32,2	12	1120008331	1

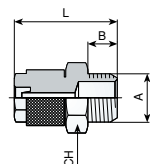


## 680

### Raccordo per tubo RILSAN (M) / Joint for RILSAN hose (M)



Type	Code	A	ø mm	ø in	B	L	CH	N	Q
680/1	1126000347	1/8"	6x4	0,24"x0,16"	7,5	25,6	12	1126001228	1
680/2	1126000346	1/4"	6x4	0,24"x0,16"	11	29,6	14	1126001227	1
680/3	1126000349	1/8"	8x6	0,31"x0,24"	7,5	26,9	14	1120008333	1
680/4	1126000348	1/4"	8x6	0,31"x0,24"	11	30,9	14	1120008332	1
680/5	1126000351	1/4"	10x8	0,39"x0,31"	11	33	14	1120008335	1
680/6	1126000352	3/8"	12x10	0,47"x0,39"	11,5	35	17	1120008337	1
680/7	1126000350	3/8"	8x6	0,31"x0,24"	11,5	31,4	17	1120008334	1
680/8	1120005966	3/8"	10x8	0,39"x0,31"	11,5	33,5	17	1120008336	1



## Rubinetti e raccorderia ad innesto rapido

Couplings and push-in fittings

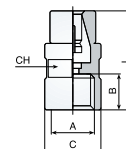


### 624

Raccordo diritto (F) / Straight joint (F)



Type	Code	A	ø mm	ø in	B	L	C	CH		Q
624/1	1126000261	1/8"	4	0,16"	8,5	26	13	12	1120008261	1
624/2	1126000263	1/8"	6	0,24"	8,5	27	13	12	1120008263	1
624/3	1126000262	1/4"	6	0,24"	11	29,5	17	15	1120008262	1
624/4	1126000265	1/8"	8	0,31"	8,5	28,5	15	14	1120008265	1
624/5	1126000264	1/4"	8	0,31"	11	31	17	15	1120008264	1
624/6	1126000266	1/4"	10	0,39"	11	33,5	18	16	1126001211	1

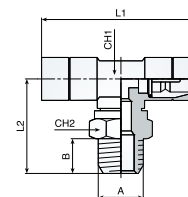


### 627

Raccordo a "T" orientabile maschio conico (M) / Adjustable male conical "T" joint (M)



Type	Code	A	ø mm	ø in	B	L1	L2	CH1	CH2		Q
627/1	1126000268	1/8"	4	0,16"	7,5	38	22,5	8	13	1120008266	1
627/2	1126000270	1/8"	6	0,24"	7,5	43	24	10	13	1120008268	1
627/3	1126000269	1/4"	6	0,24"	11	43	29	10	15	1120008267	1
627/4	1126000271	1/4"	8	0,31"	11	47	29	12	15	1120008269	1
627/5	1126000272	3/8"	8	0,31"	11,5	47	30	12	17	1120008270	1
627/6	1126000273	1/4"	10	0,39"	11	54	32,5	14	15	1120008271	1
627/7	1126000274	3/8"	10	0,39"	11,5	54	33,5	14	17	1120008272	1
627/8	1126000275	3/8"	12	0,47"	11,5	61	36,5	16	17	1120008273	1

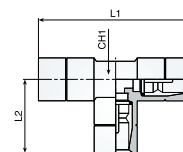


### 630

Raccordo a "T" intermedio / Intermediate "T" joint



Type	Code	ø mm	ø in	L1	L2	CH1		Q
630/1	1126000276	4	0,16"	38	19	8	1120008274	1
630/2	1126000277	6	0,24"	43	21,5	10	1126001212	1
630/3	1126000278	8	0,31"	47	23,5	12	1120008275	1
630/4	1126000279	10	0,39"	54	27	14	1126001213	1
630/5	1126000280	12	0,47"	61	30,5	16	1120008276	1

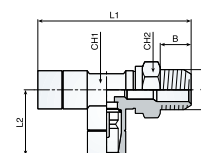


### 631

Raccordo a "T" orientabile maschio laterale conico (M) / Adjustable lateral male conical "T" joint (M)



Type	Code	A	ø mm	ø in	B	L1	L2	CH1	CH2		Q
631/1	1126000281	1/8"	4	0,16"	7,5	41,5	19	8	13	1120008277	1
631/2	1126000283	1/8"	6	0,24"	7,5	45,5	21,5	10	13	1120008279	1
631/3	1126000282	1/4"	6	0,24"	11	50,5	21,5	10	15	1120008278	1
631/4	1126000284	1/4"	8	0,31"	11	52,5	23,5	12	15	1120008280	1
631/5	1126000285	3/8"	8	0,31"	11,5	53,5	23,5	12	17	1120008281	1
631/6	1126000286	3/8"	10	0,39"	11,5	60,5	27	14	17	1120008282	1
631/7	1126000287	3/8"	12	0,47"	11,5	67	30,5	16	17	1120008283	1



## Rubinetti e raccorderia ad innesto rapido

Couplings and push-in fittings

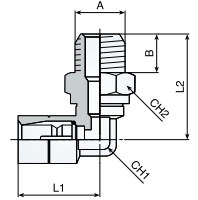


### 635

Raccordo a "L" orientabile maschio conico (M) / Adjustable male conical "L" joint (M)



Type	Code	A	ø mm	ø in	B	L1	L2	CH1	CH2		Q
635/1	1126000288	1/8"	4	0,16"	7,5	19	22,5	8	13	1120008284	1
635/2	1126000290	1/8"	6	0,24"	7,5	21,5	24	10	13	1120008286	1
635/3	1126000289	1/4"	6	0,24"	11	21,5	29	10	15	1120008285	1
635/4	1126000291	1/4"	8	0,31"	11	23,5	29	12	15	1120008287	1
635/5	1126000292	3/8"	8	0,31"	11,5	23,5	30	12	17	1120008288	1
635/6	1126000293	1/4"	10	0,39"	11	27	32,5	14	15	1126001214	1
635/7	1126000294	3/8"	10	0,39"	11,5	27	33,5	14	17	1120008289	1
635/8	1126000295	3/8"	12	0,47"	11,5	30,5	36,5	16	17	1120008290	1

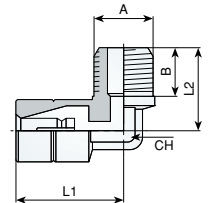


### 638

Raccordo automatico a "L" per tubo RILSAN (M) / Automatic "L" joint for RILSAN hose (M)



Type	Code	A	ø mm	ø in	B	L1	L2	CH		Q
638/0	1120005944	1/8"	4x2	0,16"x0,08"	7,5	19	22,5	8	1120008291	1
638/1	1126000297	1/8"	6x4	0,24"x0,16"	7,5	21,5	24	10	1120008292	1
638/2	1126000296	1/4"	6x4	0,24"x0,16"	11	21,5	29	10	1126001215	1
638/3	1126000298	1/4"	8x6	0,31"x0,24"	11	23,5	29	12	1120008293	1
638/4	1126000299	3/8"	10x8	0,39"x0,31"	11,5	27	32,5	14	1120008294	1
638/5	1126000300	3/8"	12x10	0,47"x0,39"	11,5	30,5	36,5	16	1120008295	1

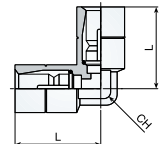


### 640

Raccordo a "L" intermedio / Intermediate "L" joint



Type	Code	ø mm	ø in	L	CH		Q
640/1	1126000301	4	0,16"	19	8	1120008296	1
640/2	1126000302	6	0,24"	21,5	10	1120008297	1
640/3	1126000303	8	0,31"	23,5	12	1120008298	1
640/4	1126000304	10	0,39"	27	14	1126001216	1
640/5	1126000305	12	0,47"	30,5	16	1120008299	1

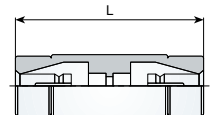


### 645

Giunzione automatica per tubo RILSAN / Automatic intermediate joint for RILSAN hose



Type	Code	ø mm	ø in	L		Q
645/0	1126000306	4x2	0,16"x0,08"	35,5	1120008300	1
645/1	1126000307	6x4	0,24"x0,16"	35	1120008301	1
645/2	1126000308	8x6	0,31"x0,24"	37,5	1126001217	1
645/3	1126000309	10x8	0,39"x0,31"	41,5	1126001218	1
645/4	1126000310	12x10	0,47"x0,39"	46	1120008302	1

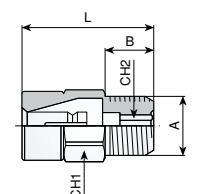


### 650

Raccordo automatico per tubo RILSAN (M) / Automatic joint for RILSAN hose (M)



Type	Code	A	ø mm	ø in	B	L	CH1	CH2		Q
650/0	1126000311	1/8"	4x2	0,16"x0,08"	6	19	10	3	1120008303	1
650/1	1126000313	1/8"	6x4	0,24"x0,16"	6	23	13	4	1120008305	1
650/6	1126000315	1/8"	8x6	0,31"x0,24"	6	25	14	5	1120008306	1
650/2	1126000312	1/4"	6x4	0,24"x0,16"	8	23	13	4	1120008304	1
650/3	1126000314	1/4"	8x6	0,31"x0,24"	8	23	14	6	1126001219	1
650/4	1126000316	1/4"	10x8	0,39"x0,31"	8	30	17	6	1126001220	1
650/5	1126000317	3/8"	10x8	0,39"x0,31"	9	27	17	8	1120008307	1
650/7	1126000318	3/8"	12x10	0,47"x0,39"	9	34	20	8	1120008308	1



## Rubinetti e raccorderia ad innesto rapido

Couplings and push-in fittings



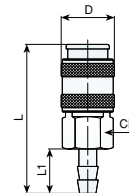
### 466

#### Rubinetto rapido universale ASK con resca per tubo in PVC e POLIURETANO

ASK universal snap coupling with joint tail fitting for PVC and POLYURETHANE hose



Type	Code		ø mm	ø in	D	L	L1	CH		Q
466/1	1120005894	UNIV. ASK	6	0,24"	30	90	20	20	1120008303	1
466/2	1126000193	UNIV. ASK	8	0,31"	30	90	20	20	1120008223	1



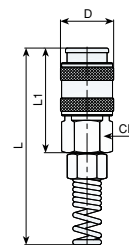
### 467

#### Rubinetto rapido universale ASK con molla per tubo RILSAN

ASK universal snap coupling with spring for RILSAN hose



Type	Code		ø mm	ø in	D	L	L1	CH		Q
467/1	1126000194	UNIV. ASK	8x6	0,31"x0,24"	30	171	47	20	1120008224	1
467/2	1126000195	UNIV. ASK	10x8	0,39"x0,31"	30	171	47	20	1120008225	1
467/3	1120005895	UNIV. ASK	12x10	0,47"x0,39"	30	183	42,5	20	1120008226	1



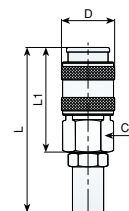
### 468

#### Rubinetto rapido universale ASK con mascherina portagomma

ASK universal snap coupling with rubber hose sleeve



Type	Code		ø mm	ø in	D	L	L1	CH		Q
468/1	1126000196	UNIV. ASK	6x14	0,24"x0,55"	30	75,5	47	20	1120008227	1
468/2	1126000197	UNIV. ASK	8x17	0,31"x0,67"	30	75,5	47	20	1120008228	1



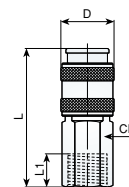
### 469

#### Rubinetto rapido universale ASK con mascherina portagomma

ASK universal snap coupling with rubber hose sleeve



Type	Code		F	D	L	L1	CH		Q
469/1	1126000199	UNIV. ASK	1/4"	30	78	11	20	1120008230	1
469/2	1126000200	UNIV. ASK	3/8"	30	78	12	20	1120008231	1
469/3	1126000198	UNIV. ASK	1/2"	30	79,5	14	22	1120008229	1



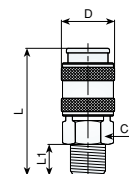
### 470

#### Rubinetto rapido universale ASK con raccordo filettato maschio

ASK universal snap coupling with male threaded joint



Type	Code		M	D	L	L1	CH		Q
470/1	1126000202	UNIV. ASK	1/4"	30	83	11	20	1120008233	1
470/2	1126000203	UNIV. ASK	3/8"	30	77	11,5	20	1120008234	1
470/3	1126000201	UNIV. ASK	1/2"	30	79,5	14	22	1120008232	1





## Rubinetti e raccorderia ad innesto rapido

Couplings and push-in fittings



### 456

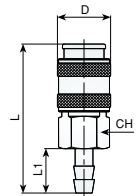
#### Rubinetto rapido universale con resca per tubo in PVC e POLIURETANO

Universal snap coupling with joint tail fitting for PVC and POLYURETHANE hose



Type	Code		ø mm	ø in	D	L	L1	CH
456/1	1126000170	UNIV.	6	0,24"	24	67	20	20
456/2	1126000173	UNIV.	8	0,31"	24	67	20	20
456/3	1126000175	UNIV.	10	0,39"	24	67	20	20

	Q
1126001181	1
1126001182	1
1126001183	1



### 457

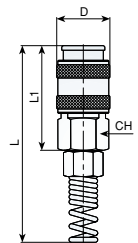
#### Rubinetto rapido universale con molla per tubo RILSAN

Universal snap coupling with spring for RILSAN hose



Type	Code		ø mm	ø in	D	L	L1	CH
457/1	1126000177	UNIV.	8x6	0,31"x0,24"	24	148	47	20
457/2	1126000178	UNIV.	10x8	0,39"x0,31"	24	148	47	20
457/8	1126000179	UNIV.	12x10	0,47"x0,39"	24	160	42,5	20

	Q
1126000951	1
1126000953	1
1126000954	1



### 458

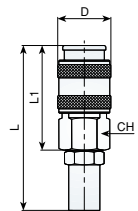
#### Rubinetto rapido universale con mascherina portagomma

Universal snap coupling with rubber hose sleeve



Type	Code		ø mm	ø in	D	L	L1	CH
458/1	1126000180	UNIV.	6x14	0,24"x0,55"	24	73,5	47	20
458/2	1126000181	UNIV.	8x17	0,31"x0,67"	24	73,5	47	20

	Q
1126001184	1
1126001185	1



### 459

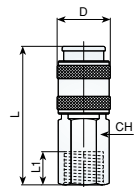
#### Rubinetto rapido universale con raccordo filettato femmina

Universal snap coupling with female threaded joint



Type	Code		F	D	L	L1	CH
459/1	1126000183	UNIV.	1/4"	24	55	11	20
459/2	1126000185	UNIV.	3/8"	24	55	12	20
459/3	1126000182	UNIV.	1/2"	24	56,5	14	22

	Q
1126001187	1
1126001188	1
1126001186	1



### 460

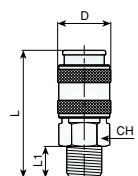
#### Rubinetto rapido universale con raccordo filettato maschio

Universal snap coupling with male threaded joint



Type	Code		M	D	L	L1	CH
460/1	1126000188	UNIV.	1/4"	24	58	11	20
460/2	1126000191	UNIV.	3/8"	24	54	11,5	20
460/3	1126000187	UNIV.	1/2"	24	56,5	14	22

	Q
1126001191	1
1126001192	1
1126001190	1



## Rubinetti e raccorderia ad innesto rapido

*Couplings and push-in fittings*



### 444

#### Innesto rapido con dado fresato

*Snap coupling with milled nut*



Type	Code			Q
444/1	1126000137	I		1
444/2	1126000138	D		1

### 445

#### Innesto rapido con resca

*Snap coupling with hose tail fitting*



Type	Code		ø mm	ø in		Q
445/1	1126000139	I	6	0,24"		1
445/2	1126000140	D	6	0,24"		1
445/3	1126000142	I	8	0,31"		1
445/4	1126000143	D	8	0,31"		1

### 446

#### Innesto rapido con raccordo a baionetta

*Snap coupling with bayonet joint*



Type	Code			Q
446/1	1126000148	I		1
446/2	1126000149	D		1

### 447

#### Innesto rapido con molla per tubo RILSAN

*Snap coupling with joint for RILSAN hose*



Type	Code		ø mm	ø in		Q
447/1	1126000150	I	8x6	0,31"x0,24"		2
447/2	1126000153	I	10x8	0,39"x0,31"		2
447/5	1126000154	I	12x10	0,47"x0,39"		2

### 448

#### Innesto rapido con mascherina portagomma

*Snap coupling with rubber hose sleeve*



Type	Code		ø mm	ø in		Q
448/1	1126000155	I	6x14	0,24"x0,55"		1
448/2	1126000156	I	8x17	0,31"x0,67"		1

## Rubinetti e raccorderia ad innesto rapido

Couplings and push-in fittings



### 449

#### Innesto rapido con raccordo filettato femmina

Snap coupling with female threaded joint



Type	Code		F		Q
449/1	1126000158	I	1/4"	1126001174	1
449/2	1126000159	D	1/4"	1126001175	1
449/6	1126000161	I	3/8"	1126001176	1
449/7	1126000162	D	3/8"	1120008221	1

### 450

#### Innesto rapido con raccordo filettato maschio

Snap coupling with male threaded joint



Type	Code		M		Q
450/1	1126000164	I	1/4"	1126001177	1
450/2	1126000165	D	1/4"	1126001178	1
450/6	1126000167	I	3/8"	1126001179	1
450/7	1126000168	D	3/8"	1126001180	1

### 480

#### Rubinetto a corsoio con raccordo a baionetta e mascherina portagomma

Sliding tap with bayonet joint and rubber hose sleeve



Type	Code		ø mm	ø in		Q
480/1	1120005907	I	6x14	0,24"x0,55"	1126001193	1
480/2	1120005908	I	8x17	0,31"x0,67"	1126001194	1

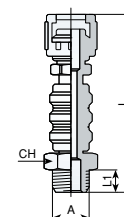
### 482

#### Rubinetto a corsoio con dado fresato e raccordo filettato maschio

Sliding tap with milled nut and male threaded joint



Type	Code	M	L	L1	CH		Q
482/1	1126000204	1/4"	64	8,5	15	1126001195	1
482/2	1126000205	3/8"	64	8,5	19	1120008235	1



## Rubinetti di linea, valvole e pressostati

Line valves, valves and pressure switches



### 490

**Rubinetto di spurgo (M)** - tappo antisvitamento (solo art. 490)

Drain valve (M) - unremovable plug (art. 490 only)



///  
490/1  
490/2



///  
490

Type	Code		A		Q
490	1126000206	1/4"	6	1120008236	1
490/1	1126000207	1/4"		1126001196	1
490/2	1126000208	3/8"	8	1126001197	1

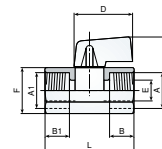
### 491

**Rubinetto di linea con disco di tenuta in P.T.F.E. (FF)**

Line valve with P.T.F.E. sealing ring (FF)



Type	Code	A	A1	B	B1	C	D	E	F	L		Q
491/1	1126000209	1/4"	1/4"	9	9	27	22	8	21	40	1126001198	1
491/2	1126000210	3/8"	3/8"	9	10	27	22	8	21	42	1126001199	1



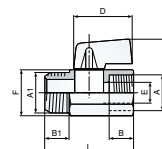
### 492

**Rubinetto di linea con disco di tenuta in P.T.F.E. (FM)**

Line valve with P.T.F.E. sealing ring (FM)



Type	Code	A	A1	B	B1	C	D	E	F	L		Q
492/1	1126000211	1/4"	1/4"	9	9	27	22	8	21	39	1126001200	1
492/2	1126000212	3/8"	3/8"	9	10	27	22	8	21	40	1120008237	1

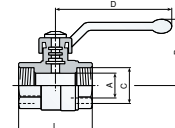


### 495

**Rubinetto di linea a sfera (FF) / Line ball valve (FF)**



Type	Code	A	B	C	D	L		Q
495/1	1126000214	1/4"	36	23	85	37	1120008239	1
495/2	1126000216	3/8"	37	24	85	42	1120008241	1
495/3	1126000213	1/2"	40	30	85	50	1120008238	1
495/4	1126000215	3/4"	48	38	105	58	1120008240	1

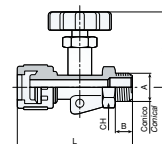


### 499

**Rubinetto di linea con dado fresato (M) / Line valve with milled nut (M)**



Type	Code	A	B	H	L	CH		Q
499/1	1126000219	1/8"	11	44,5	59	15	1126001202	1
499/2	1126000218	1/4"	11,5	44,5	59	15	1126001201	1
499/3	1126000220	3/8"	12,5	44,5	63,5	22	1126001203	1
499/4	1126000217	1/2"	14	44,5	74	24	1120008242	1



## Rubinetti di linea, valvole e pressostati

Line valves, valves and pressure switches



### 509

Valvola unidirezionale (FF) / Directional valve (FF)



Type	Code	A				Q
509/1	1126000237	1/8"			1120008244	1
509/2	1126000236	1/4"			1120008243	1
509/3	1126000238	3/8"			1120008245	1

### 544

Valvola start regolabile per elettrocompressori fino a 3 HP (MF)

(facilita l'avviamento a vuoto in caso di abbassamento della tensione di rete)

Adjustable start valve for compressors up to 3 HP (MF)


(facilitates the motor start up in case of low voltage supply)




Type	Code	A		Q
544	1126000239	1/8"	1120008246	1

### 545

Valvola di ritegno / Non return valve



Type	Code	A			
		M	M		
545/10	1127190008	1/2"	x	3/8"	dx
545/11	1127190009	1/2"	x	1/2"	dx
545/12	1127190018	1/2"	x	3/8"	sx
545/13	1127190019	1/2"	x	1/2"	sx



Type	Code	A			Q
		M	F		
545/1	1126000243	3/8"	3/8"	1120008250	1
545/2	1126000241	1/2"	3/8"	1120008248	1
545/3	1126000240	1/2"	1/2"	1120008247	1
545/4	1126000242	3/4"	3/4"	1120008249	1

### 546

Disgiuntore per motocompressori (FF) - pressione max: 20 bar

Stand-by valve for petrol engine compressors (FF) - max pressure: 290 psi



Type	Code	A					Q
			l/min	CFM	m <sup>3</sup> /h		
546/1	1126000246	3/8"	380	13.5	22,8	1120008252	1
546/2	1126000244	1/2"	800	28.3	48	1120008251	1

## Rubinetti di linea, valvole e pressostati

Line valves, valves and pressure switches



### 555

#### Valvola start per compressori da 0,5 a 2 HP (FM)

(facilita l'avviamento a vuoto in caso di abbassamento della tensione di rete)

Start valve for 0.5 to 2 HP compressors (FM)

(facilitates the motor start up in case of low voltage supply)



Type	Code	A			N	Q
			bar	psi		
555/1	1126000247	1/4"	1,2	17,4	1120008253	1
555/2	1126000248	1/4"	2,2	31,9	1120008254	1
555/3	1126000249	3/8"	1,7	24,6	1120008255	1
555/4	1126000250	3/8"	2,9	42,1	1120008256	1

### 565

#### Valvola di sicurezza prearata e sigillata con cappuccio in ottone bloccato con cianfrinatura sul corpo valvola (M)

Pre-set safety valve sealed by means of a brass cap locked onto the valve body (M)



Type	Code	A			N	Q
			bar	psi		
565/1	1126000251	1/4"	8,5	123	1126001205	1
565/2	1126000252	1/4"	10,5	152	1126001206	1
565/3	1126000253	3/8"	8,5	123	1120008257	1
565/4	1126000254	3/8"	10,5	152	1120008258	1

### 566

#### Valvola di sicurezza qualificata con certificazione ispesl (M) (solo Italia)

Safety valve approved by ispesl (M) (Italy only)



Type	Code	A			N	Q
			bar	psi		
566/1	1126000257	3/8"	12	174	1126001209	1
566/2	1126000255	1/2"	12	174	1126001207	1
566/3	1126000256	3/4"	12	174	1126001208	1

### 570

#### Valvola di sicurezza prearata e sigillata con cappuccio in materiale plastico

Pre-set safety valve sealed by means of a plastic cap



Type	Code	A			N	Q
			bar	psi		
570/1	1126000258	1/4"	8,5	123	1126001210	1
570/2	1126000259	1/4"	10,5	152	1120008259	1
570/3	1126000260	3/8"	12	174	1120008260	1

## Rubinetti di linea, valvole e pressostati

Line valves, valves and pressure switches



### 840

#### Pressostato trifase con protezione termica e valvola START

Pressure switch 3-phase with START valve with overload protection



Type	Volt/Hz	Code	-	→	A	↻		↻	
						bar	psi	HP	kW
840/1	230/50/3	1127250045	3	3x1/4"F+1x3/8"F	4÷6,3	10	145	2	1,5
	400/50/3							3	2,2
840/2	230/50/3	1127250049	3	3x1/4"F+1x3/8"F	6,3÷10	10	145	3	2,2
	400/50/3							5,5	4
840/3	230/50/3	1127250050	3	3x1/4"F+1x3/8"F	10÷16	10	145	4	3
	400/50/3							10	7,5

### 871

#### Pressostato con valvola START incorporata / Pressure switch with built-in START valve



Type	Volt/Hz	Code	-	→	↻		↻		N	Q
					bar	psi	HP	kW		
871/1	230/50/1	1127250024	1	4x1/4"F	8	116	2	1,5	1126001022	1
871/2	230/50/1	1127250048	1	1x1/4"F	8	116	2	1,5		

### 890

#### Pressostato trifase / 3-phase pressure switch



Type	Volt/Hz	Code	-	→	↻		↻	
					bar	psi	HP	kW
890/1	400/50/3	1127250026	3	1x1/4"F	10	145	2,5	1,8
890/2	400/50/3	1127250046	3	4x1/4"F	10	145	3	2,2

### 970

#### Regolatore di pressione con manometro e rubinetto di linea / Pressure regulator with gauge and line valve



Type	Code	↻			→	↻	↻	↻		N	Q
		l/min	CFM	m³/h				bar	psi		
970	1126000814	180	6,4	10,8	1/4"F	U	0÷12	0÷174	1126001027	1	

### 980

#### Regolatore di pressione / Pressure regulator



Type	Code	↻			→	↻	↻		N	Q
		l/min	CFM	m³/h			bar	psi		
980	1127100064	180	6,4	10,8	1/4"F		1/8"F+1/4"F	1126001028	1	

## Rubinetti di linea, valvole e pressostati

Line valves, valves and pressure switches



### 950

#### Regolatore di pressione con filtro, manometro e 2 rubinetti di linea raccordi rapidi universali

Pressure regulator with pressure gauge and 2 line valves snap coupling



Type	Code	→			↔	←	⌚		N	Q
		l/min	CFM	m <sup>3</sup> /h			bar	psi		
950/1	1127100055	180	6.4	10,8	3/8"M	2xU	0÷12	0÷174	1126001025	1
950/2	1127100056	180	6.4	10,8	1/2"M	2xU	0÷12	0÷232		

### 971

#### Regolatore di pressione di grande portata a membrana con manometro - 3800 l/min a 4 bar

High-flow rate diaphragm type pressure regulator with gauge - 3800 l/min at 4 bar



Type	Code	→		↔	←	⌚	
		3/4"F	3/4"F			bar	psi
971	1126000404	3/4"F	3/4"F			0÷12	0÷174

### 918

#### Filtro di grande portata con scaricatore di condensa automatico - Grado di filtrazione di 40 micron

Filter with automatic condensate drainage unit - 40 micron filtration level



Type	Code	→		←
		3/4"F	3/4"F	
918	1126000371	3/4"F	3/4"F	



## Regolatori di pressione e manometri

Pressure regulators and gauges



### 919

**Filtro con scaricatore di condensa semi-automatico** - Grado di filtrazione di 20 micron

Filter with semi-automatic condensate drainage unit - 20 micron filtration level



Type	Code	→	←
919/11	1126000374	1/4"F	1/4"F
919/12	1126000375	3/8"F	3/8"F
919/13	1126000373	1/2"F	1/2"F

### 929

**Nebulizzatore d'olio / Oil atomiser**



Type	Code	⚙	→	←
		cc		
929/11	1126000379	42	1/4"F	1/4"F
929/12	1126000381	68	3/8"F	3/8"F
929/13	1126000378	140	1/2"F	1/2"F

### 942

**Regolatore di pressione con manometro / Pressure regulator with gauge**



Type	Code	↔			→	←	⌚	
		l/min	CFM	m <sup>3</sup> /h			bar	psi
942/11	1126000809	1.200	42.3	72	1/4"F	1/4"F	0÷12	0÷174
942/12	1126000810	2.100	74.1	126	3/8"F	3/8"F	0÷12	0÷174
942/13	1126000808	2.880	101.7	172,8	1/2"F	1/2"F	0÷12	0÷174

### 940

**Regolatore di pressione con manometro e filtro con scaricatore di condensa semi-automatico**

Pressure regulator with pressure gauge and filter with semi-automatic condensate drainage unit



Type	Code	↔			→	←	⌚	
		l/min	CFM	m <sup>3</sup> /h			bar	psi
940/11	1126000806	1.200	42.3	72	1/4"F	1/4"F	0÷12	0÷174
940/12	1126000807	2.100	74.1	126	3/8"F	3/8"F	0÷12	0÷174
940/13	1126000805	2.880	101.7	172,8	1/2"F	1/2"F	0÷12	0÷174

## Regolatori di pressione e manometri

Pressure regulators and gauges



### 930

#### Gruppo modulare composto da regolatore di pressione con manometro, filtro con scaricatore di condensa semi-automatico e nebulizzatore

Modular group composed of pressure regulator with pressure gauge, filter with semi-automatic condensate drainage unit and oil atomiser



Type	Code	↔			→	←	⌚	
		<i>l/min</i>	<i>CFM</i>	<i>m³/h</i>			<i>bar</i>	<i>psi</i>
930/11	1126000802	980	34.6	58,8	1/4"F	1/4"F	0÷12	0÷174
930/12	1126000803	1.500	52.9	90	3/8"F	3/8"F	0÷12	0÷174
930/13	1126000801	2.200	77.6	132	1/2"F	1/2"F	0÷12	0÷174

### 920

#### Gruppo modulare composto da filtro con scaricatore di condensa semi-automatico, regolatore di pressione con manometro e nebulizzatore

Modular group composed of filter with semi-automatic condensate drainage unit, pressure regulator with pressure gauge and oil atomiser



Type	Code	↔			→	←	⌚	
		<i>l/min</i>	<i>CFM</i>	<i>m³/h</i>			<i>bar</i>	<i>psi</i>
920/11	1126000799	980	34.6	58,8	1/4"F	1/4"F	0÷12	0÷174
920/12	1126000800	1.500	52.9	90	3/8"F	3/8"F	0÷12	0÷174
920/13	1126000798	2.200	77.6	132	1/2"F	1/2"F	0÷12	0÷174

## Regolatori di pressione e manometri

Pressure regulators and gauges



### 945

Olio per nebulizzatori / Oil for atomisers



Type		Code	Kg
945	1 bott.	1126000811	1
945/6	6 bott.	1126000812	6

### 945

Kit giunzione per gruppi modulari 1/4" / Connection kit for 1/4" modular groups



Type	Code	Per For
945/11	1126000388	1/4" F

### 945

Kit giunzione per gruppi modulari 3/8" - 1/2" / Connection kit for 3/8" - 1/2" modular groups



Type	Code	Per For
945/12	1126000389	3/8" F
945/13	1120006075	1/2" F

### 945

Staffa per fissaggio regolatori art. 942-940 e gruppi modulari art. 920 e 930

Bracket for regulators art. 942-940 and modular groups art. 920-930



Type	Code	Per For
945/5	1126000385	1/4" F
945/14	1126000390	1/2" F - 3/8" F

### 945

Staffa fissaggio regolatore art. 971 / Bracket for regulator art. 971



Type	Code	Per For
945/7	1126000387	3/4" F

## Regolatori di pressione e manometri



Pressure regulators and gauges



### 740

Manometro Ø 63 con raccordo inferiore (M) / Ø 63 gauge with lower joint (M)





Type	Code	A				Q
			bar	psi		
740	1126000358	1/4"	0÷20	0÷290	1126001017	1

### 750

Manometro Ø 63 con raccordo laterale (M) / Ø 63 gauge with side joint (M)





Type	Code	A				Q
			bar	psi		
750	1126000359	1/4"	0÷20	0÷290	1126001018	1

### 760

Manometro Ø 63 con raccordo posteriore (M) / Ø 63 gauge with rear joint (M)





Type	Code	A				Q
			bar	psi		
760	1126000360	1/4"	0÷20	0÷290	1126001019	1

### 780

Manometro Ø 50 con raccordo posteriore (M) / Ø 50 gauge with rear joint (M)



Type	Code	A				Q
			bar	psi		
780	1126000362	1/4"	0÷16	0÷232	1126001020	1

### 790

Manometro Ø 40 con raccordo posteriore (M) / Ø 40 gauge with rear joint (M)



Type	Code	A				Q
			bar	psi		
790	1126000363	1/8"	0÷126	0÷174	1126001021	1

## Tubi per aria compressa

Hoses for compressed air



### 1140

#### Tubo spirale RILSAN senza raccordi per temperature da -40°C a +80°C

RILSAN recoil hose without joints for temperatures from -40°C to +80°C



Type	Code	Ø		↔		⌚	
		mm	in	mt	feet	bar	psi
1140/14	1126000542	8x6	0,31"x0,24"	5	16,5	29	420
1140/5	1126000544	8x6	0,31"x0,24"	10	33	29	420
1140/6	1126000549	8x6	0,31"x0,24"	20	66	29	420
1140/7	1126000540	8x6	0,31"x0,24"	30	99	29	420
1140/8	1126000558	10x8	0,39"x0,31"	10	33	18	261
1140/9	1126000561	10x8	0,39"x0,31"	20	66	18	261
1140/10	1126000554	10x8	0,39"x0,31"	30	99	18	261
1140/11	1126000569	12x10	0,47"x0,39"	10	33	17	245
1140/12	1126000571	12x10	0,47"x0,39"	20	66	17	245
1140/13	1126000566	12x10	0,47"x0,39"	30	99	17	245

### 1140

#### Tubo spirale completo di raccordi / Recoil hoses complete with joints



Type	Code	Ø		↔		⌚		N	Q
		mm	in	mt	feet	bar	psi		
1140/20/U	1126000535	8x6	0,31"x0,24"	5	16,5	29	420	1126001049	1
1140/21/U	1126000518	8x6	0,31"x0,24"	10	33	29	420	1126001045	1
1140/22/U	1126000519	8x6	0,31"x0,24"	15	49,2	29	420	1126001046	1
1140/35/U	1126000520	8x6	0,31"x0,24"	20	66	29	420	1126001048	1

### 1140

#### Tubo spirale in POLIURETANO 98 shore / 98 shore POLYURETHANE spiral hose



Type	Code	Ø		↔		⌚	
		mm	in	mt	feet	bar	psi
1140/23	1126000536	6x4	0,24"x0,16"	4	13	18	261
1140/24	1126000541	8x5	0,31"x0,2"	4	13	17	246
1140/25	1126000556	10x6,5	0,39"x0,25"	4	13	12	174
1140/26	1126000567	12x8	0,47"x0,31"	4	13	13	188
1140/27	1120006502	6x3,6	0,24"x0,14"	8	26	18	261
1140/28	1126000543	8x5	0,31"x0,2"	8	26	17	246
1140/29	1126000557	10x6,5	0,39"x0,25"	8	26	12	174
1140/30	1126000568	12x8	0,47"x0,31"	8	26	13	188
1140/31	1120006505	6x3,6	0,24"x0,14"	12	39	18	261
1140/32	1126000545	8x5	0,31"x0,2"	12	39	17	246
1140/33	1126000565	10x6,5	0,39"x0,25"	12	39	12	174
1140/34	1126000570	12x8	0,47"x0,31"	12	39	13	188

## Tubi per aria compressa

Hoses for compressed air



### 1140

#### Tubo spirale in POLIURETANO 98 shore completo di raccordi rapidi universali

98 shore POLYURETHANE spiral hose complete with universal snap couplings



Type	Code	Ø		↔		⌚	
		mm	in	mt	feet	bar	psi
1140/23/U	1126000537	6x3,6	0,24"x0,14"	4	13	18	261
1140/24/U	1126000550	8x5	0,31"x0,2"	4	13	17	246
1140/25/U	1126000562	10x6,5	0,39"x0,25"	4	13	12	174
1140/26/U	1126000572	12x8	0,47"x0,31"	4	13	13	188
1140/27/U	1126000538	6x3,6	0,24"x0,14"	8	26	18	261
1140/28/U	1126000551	8x5	0,31"x0,2"	8	26	17	246
1140/29/U	1126000563	10x6,5	0,39"x0,25"	8	26	12	174
1140/30/U	1126000573	12x8	0,47"x0,31"	8	26	13	188
1140/31/U	1126000539	6x3,6	0,24"x0,14"	12	39	18	261
1140/32/U	1126000552	8x5	0,31"x0,2"	12	39	17	246
1140/33/U	1126000564	10x6,5	0,39"x0,25"	12	39	12	174
1140/34/U	1126000574	12x8	0,47"x0,31"	12	39	13	188

### 1135

#### Tubo POLIURETANO 98 shore flessibile a basse temperature (fornito in matasse da 100 mt.)

Il poliuretano può essere impiegato in una gamma di temperature comprese tra -40°C +60°C

98 shore POLYURETHANE hose flexible at low temperatures (supplied in 100 mt. skeins)

Polyurethane can be used in a range of temperatures from -40°C +60°C



Type	Code	Ø		⌚	
		mm	in	bar	psi
1135/1	1126000494	6x4	0,24"x0,16"	18	261
1135/2	1126000495	8x6	0,31"x0,24"	15	218
1135/3	1126000496	10x6,5	0,39"x0,25"	12	174

### 690

#### Tubo RILSAN calibrato (fornito in matasse da 100 mt.) / Original RILSAN hose (supplied in 100 mt. skeins)



Type	Code	Ø		⌚	
		mm	in	bar	psi
690/1	1126000353	4x2	0,16"x0,08"	66	957
690/2	1126000354	6x4	0,24"x0,16"	40	580
690/3	1126000355	8x6	0,31"x0,24"	29	420
690/4	1126000356	10x8	0,39"x0,31"	18	261
690/5	1126000357	12x10	0,47"x0,39"	17	145

### 1130

#### Tubo flessibile per aria compressa in miscela speciale PVC con inserzioni tessili (fornito in matasse da 50 mt.)

Special compound PVC flexible hose for compressed air with textile reinforcement (supplied in 50 mt. skeins)



Type	Code	Ø		⌚	
		mm	in	bar	psi
1130/1	1126000485	6x14	0,24"x0,55"	20	290
1130/2	1126000486	8x17	0,31"x0,67"	20	290

## Tubi per aria compressa

Hoses for compressed air



### 1131

**Tubo flessibile per aria compressa in mescola speciale PVC con inserzioni tessili** (fornito in matasse da 50 mt.)

Special compound PVC flexible hose for compressed air with textile reinforcement (supplied in 50 mt. skeins)



Type	Code	∅		⌚	
		mm	in	bar	psi
1131	112600x0488	8x13	0,31"x0,51"	20	290

### 1136

**Tubo flessibile per aria compressa in POLIURETANO con inserzioni tessili alta flessibilità** (fornito in matasse da 50 mt.)

Flexible hose for compressed air in POLYURETHANE with highly flexible textile reinforcements (supplied in 50 mt. skeins)



Type	Code	∅		⌚	
		mm	in	bar	psi
1136	1126000500	8x12	0,31"x0,47"	20	290

### 2252

**Arrotolatore carterato "Compact" / Enclosed "Compact" hose reel**



Type	Code	∅		↔		⌚	
		mm	in	mt	feet	bar	psi
2252/1	1126000736	8 x 6	0,31 x 0,24	10	33	12	174

### 1131

**Tubo PVC retinato in matasse da 10 / 20 mt. con raccordi premontati F 1/4"**

Wired PVC hose in skeins of 10/20 mt. complete with F 1/4" fittings



Type	Code	∅		⌚		
		mm	in	bar	psi	
1131/1	mt. 10	1126000492	8x13	0,31"x0,51"	20	290
1131/2	mt. 20	1126000493	8x13	0,31"x0,51"	20	290

### 1136

**Tubo POLIURETANO retinato in matasse da 10 / 20 mt. con raccordi premontati F 1/4"**

Wired POLYURETHANE hose in skeins of 10/20 mt. complete with F 1/4" fittings



Type	Code	∅		⌚		
		mm	in	bar	psi	
1136/1	mt. 10	1126000501	8x12	0,31"x0,47"	20	290
1136/2	mt. 20	1126000502	8x12	0,31"x0,47"	20	290

## Accessori

### Accessories



#### 1144

**Pistola di soffiaggio a canna curva / Curved nozzle blowing pistol**



Type		Code
1144/U		1126000577

#### 1150

**Pistola di soffiaggio standard / Standard blowing pistol**



Type		Code		Q
1150/1/U		1126000580		1

#### 1151

**Pistola di soffiaggio in nylon professionale a canna curva / Plastic curved nozzle professional blowing pistol**



///  
**1151/1**  
Silenziatore  
Silencer

Type		Code		Q
1151/U		1126000585		1
1151/1		1126000587		

#### 1160

**Pistola di soffiaggio a canna lunga / Long nozzle blowing pistol**



Type		Code		Q
1160/U		1126000589		1

#### 1170

**Manometro prova pressione / Pressure gauge**



Type	Code			Q
		bar	psi	
1170/2	1126000591	0÷12	0÷174	1

#### 1180

**Pistola di gonfiaggio con manometro a doppia scala / Inflating pistol with double scale pressure gauge**



Type	Code				Q
		bar	psi		
1180/1/U	1126000593	0÷12	0÷174		1



## Accessori





Accessories



### 1186

**Pistola di gonfiaggio con manometro omologato "C.E." / Inflating pistol with "CE" pressure gauge**





Type	Code				
		bar	psi		
1186/U 	1126000602	0÷12	0÷174	1126001069	1

### 1185

**Pistola di gonfiaggio professionale con manometro a doppia scala**

*Professional inflating pistol with double scale pressure gauge*





Type	Code		
		bar	psi
1185/U 	1126000597	0÷12	0÷174

### 1110

**Testina di gonfiaggio pneumatici auto / Inflating nozzle for car tyres**



Type	Code		
1110	1126000482	1126001039	1

### 1110/5



**Kit accessori gonfiaggio completo di:**

- testina gonfiaggio pneumatici
- ago gonfiaggio palloni
- testina soffiaggio e gonfiaggio canotti

*Inflating nozzle for car tyres*

- *inflating nozzle for bicycle tyres*
- *inflating nozzle for footballs*
- *blowing / inflating nozzle for dinghys*






Type	Code		
1110/5	1126000612	1126001072	3

### 1460/1

**Pistola aria/acqua / Air/water pistol**



Type	Code		
1460/1/U 	1126000632	1126001082	1

## Accessori

Accessories



### 1400/1

**Pistola di lavaggio con coperchio in plastica** / *Washing pistol with plastic cover*



Type		Code		
1400/1/U		1126000625		
			1126001075	1

### 1400/2

**Pistola di lavaggio con coperchio in alluminio** / *Washing pistol with aluminium cover*



Type		Code
1400/2/U		1126000626

### 1450

**Pistola di lavaggio** / *Washing pistol*



Type		Code		
1450/U		1126000629		
			1126001078	1

### 1540

**Pistola per sabbatura con serbatoio inferiore da 1 kg** / *Sand-blasting pistol with 2.2 lb. suction cup*



Type		Code		
1540/U		1126000635		
			1126001085	1

### 1550

**Pistole per trattamenti insonorizzanti** / *Anti-noise treatment spray pistols*



Type		Code
1550/U		1126000641


## Accessori

Accessories



### 1551

**Pistole per trattamenti insonorizzanti / Anti-noise treatment spray pistols**



Type		Code
1551/U		1126000645

### 1288

**Mascherina antipolvere monouso / Disposable anti-dust mask**



Type	Code
1288	1126000617

### 1850

**Aerografo con serbatoio inferiore a chiusura baionetta**

- Regolazione aria
- Regolazione flusso vernice
- Capacità serbatoio: 1 Kg
- Getto a rosa e ventaglio

*Spray pistol with bayonet lock suction cup*

- Air flow adjustment
- Paint flow adjustment
- Cup capacity: 2.2 lb.
- Round and fan pattern spray



Type	Code			Q	RICAMBIO / SPARE PART	
Type						Ricambio Spare part
1850/1/U		1126000661	1,2	1120008061	1	1851/11 1126000815
1850/2/U		1126000662	1,5	1126001093	1	1851/12 1126000816
1850/3/U		1126000663	1,8	1126001094	1	1851/13 1126000817
1850/4/U		1126000664	2	1126001095	1	1851/14 1126000818
1850/5/U		1126000665	2,5	1120008062	1	1851/15 1126000819

### 1851

**Aerografo con serbatoio inferiore a chiusura autoclave**

- Regolazione aria
- Regolazione flusso vernice
- Capacità serbatoio: 1 Kg
- Getto a rosa e ventaglio

*Spray pistol with clamp type suction cup*

- Air flow adjustment
- Paint flow adjustment
- Cup capacity: 2.2 lb.
- Round and fan pattern spray



Type	Code			Q	RICAMBIO / SPARE PART	
Type						Ricambio Spare part
1851/1/U		1126000670	1,2	1120008065	1	1851/11 1126000815
1851/2/U		1126000671	1,5	1126001099	1	1851/12 1126000816
1851/3/U		1126000672	1,8	1120008066	1	1851/13 1126000817
1851/4/U		1126000673	2	1126002500	1	1851/14 1126000818
1851/5/U		1120006722	2,5	1126002501	1	1851/15 1126000819

## Accessori

### Accessories



## 1852

### Aerografo con serbatoio superiore

- Regolazione aria
- Regolazione flusso vernice
- Capacità serbatoio: 0,5 Kg
- Getto regolabile a rosa e ventaglio



*Spray pistol with gravity cup*

- Air flow adjustment
- Paint flow adjustment
- Cup capacity: 1.1 lb.
- Round and fan pattern spray

				RICAMBIO / SPARE PART		
Type	Code			Q	Type	Ricambio Spare part
1852/1/U	1126000682		1,2	1126001105	1	1851/11 1126000815
1852/2/U	1126000683		1,5	1126001106	1	1851/12 1126000816
1852/3/U	1126000684		1,8	1126001107	1	1851/13 1126000817
1852/4/U	1126000685		2	1126001108	1	1851/14 1126000818
1852/5/U	1126000686		2,5	1126001109	1	1851/15 1126000819

## 1855

### Aerografo professionale con serbatoio inferiore a chiusura autoclave

- Regolazione aria
- Regolazione flusso vernice
- Capacità serbatoio: 1 Kg
- Getto a rosa e ventaglio
- Getto a ventaglio regolabile in ampiezza
- HVLP



*Professional spray pistol with clamp type suction cup*

- Air flow adjustment
- Paint flow adjustment
- Cup capacity: 2.2 lb.
- Round and fan pattern spray
- Adjustable fan pattern spray width
- HVLP

				RICAMBIO / SPARE PART		
Type	Code			Q	Type	Ricambio Spare part
1855/2/U	1126000692		1,5		1855/12	1126000820
1855/3/U	1120006729		1,8		1855/13	1126000821
1855/4/U	1120006730		2		1855/14	1126000822

## 1856

### Aerografo professionale con serbatoio superiore

- Regolazione aria
- Regolazione flusso vernice
- Capacità serbatoio: 0,5 Kg
- Getto a rosa e ventaglio
- Getto a ventaglio regolabile in ampiezza
- HVLP



*Professional spray pistol with gravity cup*

- Air flow adjustment
- Paint flow adjustment
- Cup capacity: 1.1 lb.
- Round and fan pattern spray
- Adjustable fan pattern spray width
- HVLP

				RICAMBIO / SPARE PART		
Type	Code			Q	Type	Ricambio Spare part
1856/2/U	1126000699		1,5		1855/12	1126000820
1856/3/U	1126000700		1,8		1855/13	1126000821
1856/4/U	1126000701		2,0		1855/14	1126000822

## Accessori

### Accessories



#### 1870

##### Air Kit 5 pezzi

###### Kit composto da:

- Pistola di gonfiaggio con manometro
- Tubo spirale da 3 m
- Testina gonfiaggio pneumatici biciclette
- Ago gonfiaggio palloni
- Testina gonfiaggio canotti

##### Air Kit 5 pieces

###### Kit composed of:

- Inflating pistol with pressure gauge
- 3 mt spiral hose
- Inflating nozzle for bicycle tyres
- Inflating nozzle for footballs
- Blowing / inflating nozzle for dinghys



Type	Code	
1870/U	1126000705	D

#### 1877

##### Air Kit 9 pezzi

###### Kit composto da:

- pistola di soffiaggio
- pistola di gonfiaggio con manometro
- pistola di lavaggio
- aerografo di verniciatura con serbatoio
- tubo spirale da 5 m con raccordi
- testina gonfiaggio pneumatici biciclette
- ago gonfiaggio palloni
- testina gonfiaggio canotti
- adattatore per rubinetti rapidi

##### Air Kit 9 pieces

###### Kit composed of:

- blow pistol
- inflating pistol with pressure gauge
- washing pistol
- 16,5' spiral pipe with fittings
- suction cup spray pistol
- inflating nozzle for bicycle tyres
- inflating nozzle for footballs
- blowing/inflating nozzle for dinghys
- snap coupling with milled nut



Type	Code	
1877	1126000722	B + U

Carton master composto da 6 kit o multipli di 6 / Carton master made up of 6 kits or multiples of 6

## Espositori Air Kit Multiservice

### Ogni espositore contiene kits accessori per aria compressa

#### composti da:

- pistola di soffiaggio
- pistola di gonfiaggio con manometro
- pistola di lavaggio
- tubo spirale da 5 m. con raccordi
- aerografo di verniciatura con serbatoio
- testina gonfiaggio pneumatici biciclette
- ago gonfiaggio palloni
- testina gonfiaggio canotti
- adattatore per rubinetti rapidi

#### Display case Air Kit Multiservice

##### Each display case contains kits for compressed air

#### composed of:

- blow pistol
- inflating pistol with pressure gauge
- washing pistol
- 16,5' spiral pipe with fittings
- suction cup spray pistol
- inflating nozzle for bicycle tyres
- inflating nozzle for footballs
- blowing/inflating nozzle for dinghys
- snap coupling with milled nut



Code	n° kit
1126000832	25
1126000833	15
1126000835	6

## Accessori

### Accessories



## 150

### Serbatoi per aria compressa e accessori

Air receivers for compressed air and accessories



///  
150/1



///  
150/6

///  
150/1

///  
150/6

Omologato C.E. / C.E. approved		●
Manometro / Pressure gauge		●
Riduttore di pressione / Pressure regulator		●
Rubinetto aria / Air valve	●	●
Pistola gonfiaggio con manometro / Inflating pistol + gauge		●
Valvola di sicurezza / Safety valve	●	●
Lunghezza tubo (mt) / Hose length (mt)	-	5

Type	Code			bar	psi
150/1	1126000785	6		8	116
150/6	1126000786	10		8	116

## 227/1

**Olio ad altissimo rendimento per compressori a pistoni** - Flacone da 1 litro (art. 227) - Confezione con 6 flaconi da 1 litro (art. 227/1)

High-performance oil for piston compressors - 1 x 0.26 U.S. gall. can (art. 227) - 6 x 0.26 U.S. gall. cans pack (art. 227/1)



Type	Code
227	1 bott. 1126000788
227/1	6 bott. 1126000789

## 227/2

**Olio ad altissimo rendimento per compressori a pistoni** - Flacone da 250 ml Sfuso

High-performance oil for piston compressors - 1 x 250 ml Loose



Type	Code
227/2	1126000792

## 227/3

**Olio ad altissimo rendimento per compressori a pistoni** - Confezione con 24 flaconi da 250 ml

High-performance oil for piston compressors - 24 bottles x 250 ml



Type	Code
227/3	1126001117

## Accessori

### Accessories



#### Espositore olio XS - S

XS - S size Oil Display case

Type		Code
Espositore Olio Fiac size XS XS size Oil Display case	1126001117 x 3 (72 bottiglie / bottles x 250ML)	1126002651
Espositore Olio Fiac size S S size Oil Display case	1126001117 x 5 (120 bottiglie / bottles x 250ML)	1126002650





## 1039

#### Scalpellatore pneumatico

- Corpo in alluminio
- Cilindro in acciaio temperato esente da corrosione
- Completo di 4 scalpelli in acciaio al cromo-molibdeno con innesto cilindro
- Regolatore d'impulsi
- Numero colpi: max 3.000/min

#### Hammer set

- Aluminium body
- Corrosion free tempered steel cylinder
- Complete with 4 cylindrical connection steel chisels
- Impulse regulator
- N° of blows: max 3,000/min

Type	Code				
		<i>l/min</i>	<i>C.F.M.</i>	<i>bar</i>	<i>psi</i>
1039	1126000409	190	4	6	87





## 1040

#### Smerigliatore pneumatico

- Leva comando con sicurezza
- Regolazione continua del numero di giri
- Mandrino Ø 6 mm
- Valigetta dotazione completa di 10 mole e chiavi di serraggio
- N°giri a vuoto: max 22.000/min

#### Pneumatic die grinder

- Safety control level
- Continual r.p.m. regulation
- Ø 6 mm retainer
- Case complete with 10 shank stones and wrenches
- Revs on idle run: max 22,000 r.p.m.

Type	Code				
		<i>l/min</i>	<i>C.F.M.</i>	<i>bar</i>	<i>psi</i>
1040	1126000414	150-170	10	6	87



## Accessori

### Accessories



## 1085



### Avvitatore pneumatico ad impulsi

- Pratica valigetta completa di chiavi a bussola 1/2" in acciaio al cromo-vanadio (11, 12, 13, 14, 17, 19, 22, 24 mm e 5/8"), adattatore da 3/8" e snodo orientabile
- Coppia di serraggio: max 350 Nm

### Pneumatic impact wrench

- Practical plastic case complete with chrome-vanadium 1/2" socket wrenches (11, 12, 13, 14, 17, 19, 22, 24 mm and 5/8"), 3/8" adaptor and articulated joint
- Torque: max 350 Nm



Type	Code				
		l/min	C.F.M.	bar	psi
1085	1126000426	260	9	6	87

## 5024



### Smerigliatore angolare

- 1 innesto rapido 1/4"
- 2 chiavi
- Potenza: 0,72 kW

### Angle grinder

- 1 snap coupling 1/4"
- 2 wrenches
- Power rating: 0,72 kW



Type	Code				
		l/min	C.F.M.	bar	psi
5024	1126000419	170	6	6	87

## 5029



### Smerigliatrice orbitale

- 1 innesto rapido 1/4"
- Numero movimenti orbitali c.a. 7000/min
- Piano utile: 169x92 mm

### Orbital sander

- 1 snap coupling 1/4"
- Speed approx. 7000/orbits/min
- Sanding area: 169x92 mm



Type	Code				
		l/min	C.F.M.	bar	psi
5029	1126000417	170	6	6	87



## Accessori

### Accessories





## 5040

### Pistola ingrassatrice

- 1 innesto rapido 1/4"
- 1 tubo con testina 4 griffe

### Air grease pistol

- 1 snap coupling 1/4"
- 1 tube with head four jaws

Type	Code				
		<i>l/min</i>	<i>C.F.M.</i>	<i>bar</i>	<i>psi</i>
5040	1126000415	113	4	6	87





## 5041

### Pistola per silicone

- 1 innesto rapido 1/4"
- Cartucce: 310 ml

### Metal caulking

- 1 snap coupling 1/4"
- Cartridges: 310 ml

Type	Code				
		<i>l/min</i>	<i>C.F.M.</i>	<i>bar</i>	<i>psi</i>
5041	1126000416	170	6	4	87





## 5042

### Avvitatore a cricco

- Innesto rapido 1/4"
- Coppia di serraggio max 61 Nm
- Ambito d'impiego (grado di filettatura max): M10

### Ratchet wrench

- 1 snap coupling 1/4"
- Release torque max 61Nm
- Working range (max thread size): M10

Type	Code				
		<i>l/min</i>	<i>C.F.M.</i>	<i>bar</i>	<i>psi</i>
5042	1126000418	113	4	6	87



## Accessori

### Accessories



## 5045

### Smerigliatrice a nastro

- 1 organo motore universale
- 1 mandrino Ø 1,5-10 mm
- 1 innesto rapido 1/4"
- 1 chiave per mandrino
- 1 lima a nastro
- Sede per asta abrasiva Ø 6 mm
- 1 chiave per incavo poligonale 3 mm
- 2 chiavi a forcina da 11/17 mm
- 2 nastri smeriglio 330x10 mm
- Numero giri: 20.000/min



### Belt sander

- 1 universal drive
- 1 drill chuck Ø 1,5-10 mm
- 1 snap coupling 1/4"
- 1 drill chuck key
- Belt file
- Grinding pin holder Ø 6 mm
- 1 socket wrench 3 mm
- 2 fork wrenches size 11/17 mm
- 2 sanding belts 330x10 mm
- Speed: 20.000/min

Type	Code				
		l/min	C.F.M.	bar	psi
5045	1120006200	170	6	6	87

## 5047

### Puntatrice pneumatica

- 1 innesto rapido 1/4"
- Larghezza graffa: 5 mm



### Air stapler

- 1 snap coupling 1/4"
- Staple width: 5 mm

Type	Code	Capacità punti	Gamma punti			Consumo aria a punto
		Capacity staples	Staples range	mm	bar	psi
5047	1126000423	100	15 - 40	6	87	0,11



### Graffe / Staples

Code	Descrizione	Q
	Description	Pcs.
1120006239	graffe / staples 15 mm	8.000
1120006240	graffe / staples 20 mm	5.000
1120006241	graffe / staples 25 mm	4.000
1120006242	graffe / staples 30 mm	4.000

### Chiodi / Nails

Code	Descrizione	Q
	Description	Pcs.
1120006227	chiodi / nails 15 mm	10.000
1120006228	chiodi / nails 20 mm	5.000
1120006229	chiodi / nails 25 mm	5.000
1120006231	chiodi / nails 32 mm	5.000
1120006232	chiodi / nails 40 mm	5.000

## 1037/14

### Lubrificatore diretto per utensili pneumatici (MF)

Pneumatic tools lubricator (MF)



Type	Code	MF
1037	1126000407	1/4"

# AGENTI ITALIA

## ABRUZZO - MOLISE

MAURO BISOGNINI  
Via Tiraboschi, 36/H - 60131 ANCONA  
Tel.: 071 2862055 - Fax: 071 2863155  
Cell.: 333 2250049  
e-mail: info@maurobisognini.it

## CALABRIA

ANGELO LACROCE  
Via 1a Strada, 3 - 88060 ISCA MARINA (CZ)  
Tel.+ Fax: 0967 45766  
Cell.: 333 7427984  
e-mail: angelolacroce@gmail.com

## CAMPANIA

BIENNE SAS  
Via Generale Girolamo Calà Ulloa, 10 - 80141 NAPOLI  
Tel.: 081 7807889 - 7808297 - Fax: 081 7808303  
e-mail: biennesas@vodafone.it

## EMILIA ROMAGNA

RABBI BRUNO Rappresentanze  
Via Corticella, 22 - 40128 BOLOGNA  
Tel.: 051 374191 - Fax: 051 368770  
Cell.: 335 335362 BRUNO RABBI  
Cell.: 335 5488324 Marco Malaguti  
Cell.: 347 7930834 Mirko Garavini  
e-mail: info@sircomsnc.com

## LAZIO

COMET - Agente con deposito  
Via Acerenza, 4 - 00178 ROMA  
Tel.: 06 71289181 - 06 7186059 - Fax: 06 64200072  
Cell.: Aldrovandi Luciano 348 2646078  
Cell.: Ronci Marcello 348 3312196  
e-mail: cometsas1@gmail.com

## LIGURIA

AGNELLO RAPPRESENTANZE SAS  
Via A. Siffredi, 63/9 - 16153 GENOVA  
Tel.+ Fax. 018 5363064  
Cell.: Agnello Giuseppe: 335 5388858  
Cell.: Agnello Andrea: 339 1384012  
Cell.: Agnello Patrizia: 349 4768532  
e-mail: agnellosas@agnellorappresentanze.191.it

## LOMBARDIA

FERUT RAPPRESENTANZE SRL  
Via Piave, 38 - 20833 GIUSSANO (MB)  
Tel.: 0362 355035 - Fax: 0362 355029  
e-mail: info@ferut.it

## MARCHE

L.G.R. LUCIO GIOACCHINI RAPPRESENTANZE  
Via Achille Grandi, 46/E - Zona BARACCOLA OVEST - 60131 ANCONA  
Fax: 071 2862356 - Cell.: 335 5669739  
e-mail: lucio.mgr@virgilio.it

## PIEMONTE - VALLE D'AOSTA

SERGIO CORDERO  
Via San Francesco, 43 - 10034 CHIVASSO - Fraz. BOSCHETTO (TO)  
Tel. + Fax: 011 9195244 - Cell.: 335 5461095  
e-mail: SergioCordero@libero.it

## PUGLIA - BASILICATA

GIOVANNI DE PASQUALE  
Don Guanella n°1/2 - 70125 BARI  
Tel. + Fax: 080 5424088  
Cell.: 337 832621  
e-mail: depasquale.gianni@fastwebnet.it

## SARDEGNA

SARDA RAPPRESENTANZE EDILI e INDUSTRIALI DI LUIGI MANCA & C. SAS  
Via Manin, 8 - 09045 Quartu S. Elena (CA)  
Cell.: 349 3867375  
e-mail: luigimancamail@gmail.com - Skype: luigi.manca3

## SICILIA OCCIDENTALE

CASSARÀ SABRINA  
Via Loto, 23  
90044 - Villagrazia di Carini (PA)  
Cell.: 389 3479532  
e-mail: cassarasabrina@gmail.com

## SICILIA ORIENTALE

AESSE RAPPRESENTANZE SNC  
Via Passo Gravina, 251/C - 95125 CATANIA  
Tel.: 095 222007 - Fax: 095 221092  
e-mail: aesse-ct@tiscali.it

## TOSCANA - UMBRIA

CENNINI RAPPRESENTANZE di CENNINI GIANLUCA & C. SAS  
Via F. Morozzi, 29 - 53034 COLLE DI VAL D'ELSA (SI)  
Fax: 0577 959910  
Cell.: 348 6032608  
e-mail: cennini.gianluca@virgilio.it

## VENETO - TRENTO ALTO ADIGE FRIULI VENEZIA GIULIA

MAFAR di GHINELLI M.& DEGLI AGOSTINI F. & C. SAS  
Via Caselline, 281 - 41058 VIGNOLA (MO)  
Tel.: 059 773747 - Fax: 059 763652  
Cell.: Carlo Ghinelli: 335 5435612  
Cell.: Massimo Ghinelli: 335 6151622  
Cell.: Fabrizio Degli Agostini: 335 6286214  
Cell.: Marco Degli Agostini: 334 6786555  
e-mail: mafar@mafar.info

Sistema di gestione della qualità certificato UNI EN ISO 9001:2015. / *Quality system certified according to UNI EN ISO 9001:2015.*



**ANIMA**<sup>®</sup>



Associazione Costruttori Pompe e Compressori  
*Italian Association of Pump and Compressor Manufacturers*

FIAC s.r.l., nell'ottica di migliorare costantemente i prodotti, si riserva di aggiornare le caratteristiche presenti in questo catalogo senza preavviso. I requisiti dei prodotti sono indicati chiaramente. Le immagini sono puramente indicative.

*To guarantee the continued improvement of our range of products, FIAC reserves the right to up-date the technical characteristics shown in this catalogue without prior warning. Specifications of products are clearly indicated. Photographs are for illustrative purposes only.*



**FIAC Air Compressors s.r.l.**

Headquarter

Via Vizzano, 23 - 40037 Pontecchio Marconi - (Bologna) Italy

Tel.: +39 051 678 68 11

fiac@fiac.it - **www.fiac.it**



[www.fiac.it](http://www.fiac.it)



on  
App Store  
Play store

